



IEC PERFORMANCE DATA SHEET
IEC Efficiency Level IE3

Catalog #: | IJA132S1-2-59

HP	kW	Voltage	L.R. Amps	EFF.	P.F.	SF	Frame	Design
7.50	5.60	575 / 990	56.08	89.5%	0.88	1.15	132S	N

60 Hz								
FLA							Is/In	F.L. RPM
208	230	333	460	575	796	990		
/	/	/	/	7.01	/	4.07	8	3515

50 Hz								
FLA						Efficiency	Is/In	F.L. RPM
190	380	400	415	660	725			
/	/	/	/	/	/	/	/	/

Wgt. Lbs	PH	Duty	Insul. Class	Ambient Temp.	Elevation	Temp. Rise° C
94.6	3	S1	H	40°C	1000 M	33

% Efficiency		% Power Factor		Torque			Protector Type	Winding Resist. Ω
Full Load:	89.5%	Full Load:	0.88	FLT ft.lbs	60Hz	50Hz		
3/4 Load:	89.5%	3/4 Load:	0.84	LRT %	220	/	PTC-150°C	-
1/2 Load:	87.4%	1/2 Load:	0.73	BDT %	230	/		

Rotor Inertia Wk2 Lb-Ft2	Max Load Inertia Wk2 Lb-Ft2	Shaft Material	Frame Material	DE Bracket Type	ODE Bracket Type	Mounting	Enclosure	Protection
-	-	Standard	Aluminum	Standard	Standard	B3	TEFC	IP55

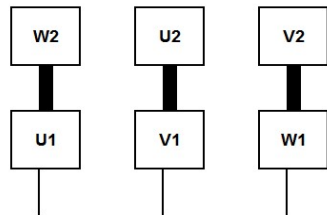
Ball Bearings		Grease	Mount Type	Orientation	Cold Start (Secs)	Paint
DE	ODE					
6308ZZ-C3	6208ZZ-C3	Mobil PolyRexEM	Rigid	Horizontal	15	RAL3003 Mat

Inverter Duty. Motor meets MG1 parts 31.4.4.2	Constant Torque Range	Variable Torque Range
	10:1	20:1

WIRING CONNECTION DIAGRAM : D

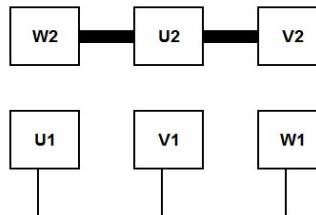
IEC Frames 112M - 355L, Dual Voltage
575 / 990 VAC, 6 posts, 6 leads, Δ / Y Connection

Low Voltage (575Vac)
6 Leads Δ 6 posts



Line

High Voltage (990Vac)
6 Leads Y 6 posts

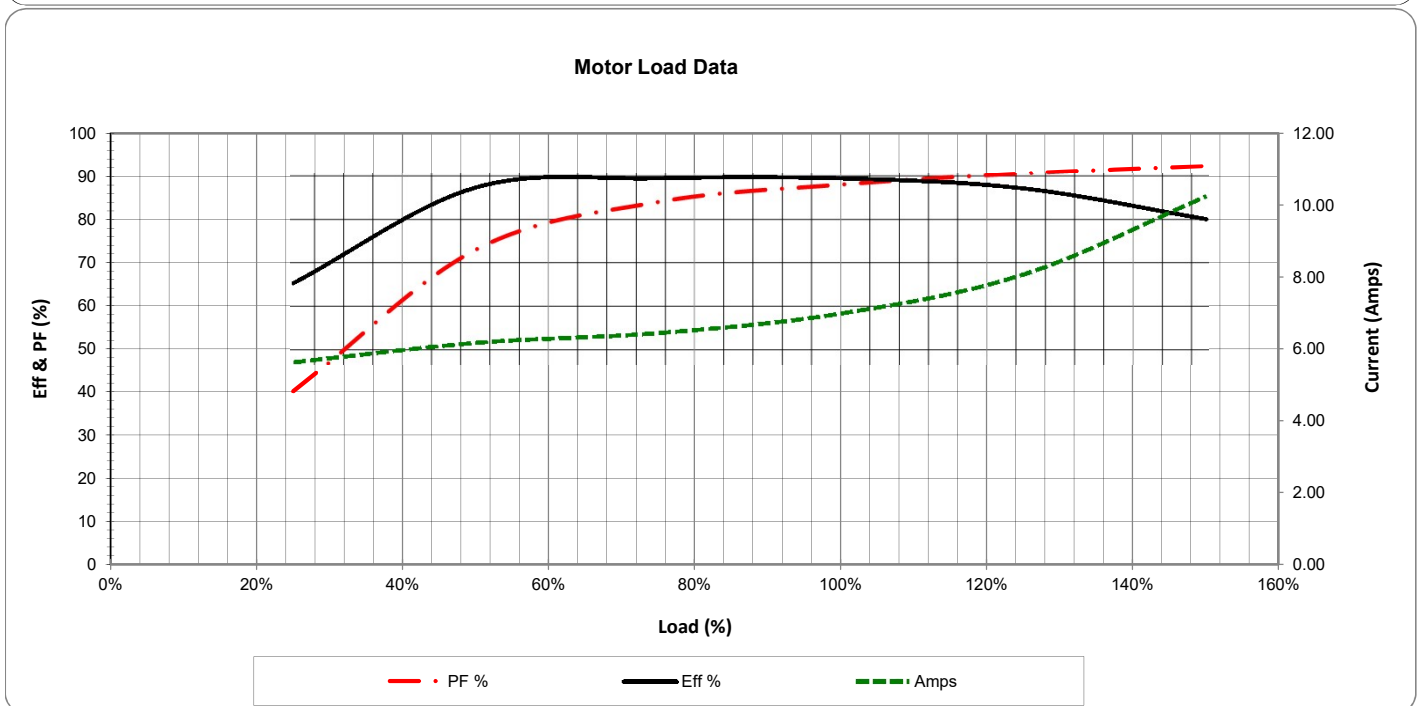
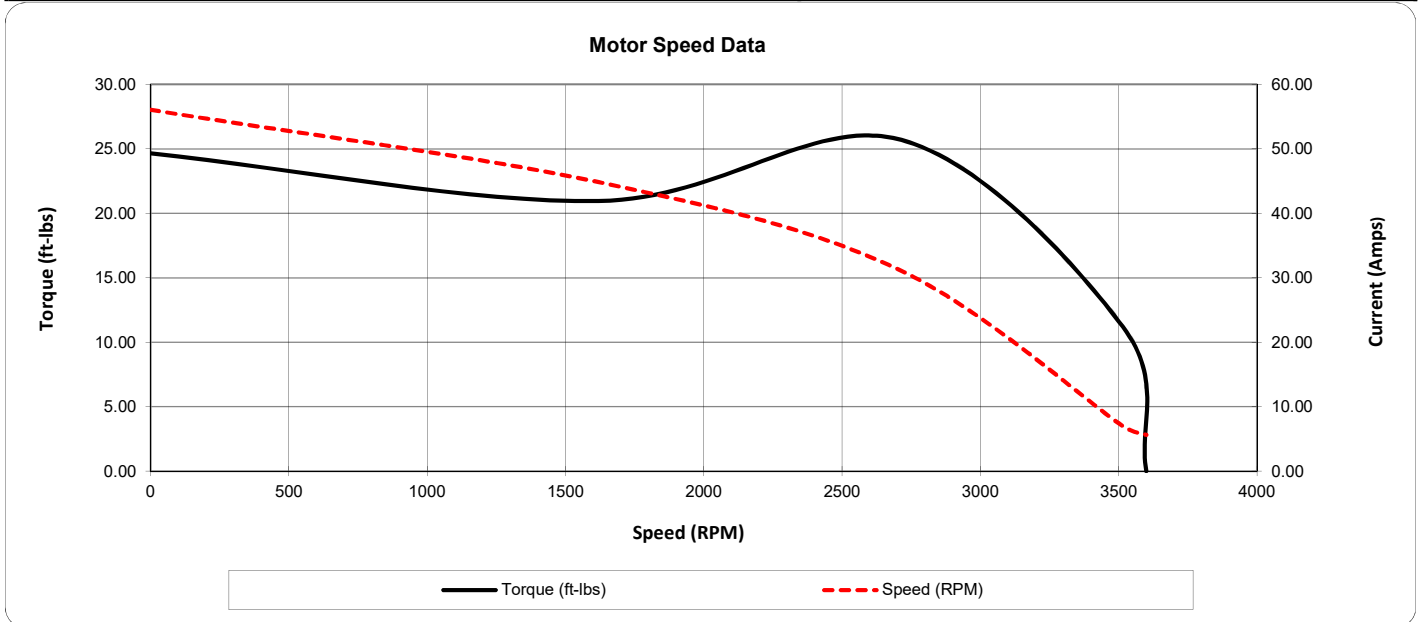


Line

Date: **2 février, 2021**
 Customer: _____
 Contact: _____
 Submittee: **J.C. Lavallée**

Catalogue #: **IJA132S1-2-59**

IEC Efficiency Level IE3											
HP	Kw	VAC	RPM	Enclosure	Frame	Frequency	Design	Poles	LR Is/In	Insulation Class	Temp. Rise °C
7.50	5.60	575 / 990	3515	TEFC	132S	60	N	2	8	H	33
Load %		0%	25%	50%	75%	100%	125%	150%			
Amps		5.66	5.66	6.20	6.47	7.01	8.09	10.25			
Torq ft/lbs		0	2.75	5.54	8.35	11.21	14.61	18.76			
RPM		0	3579	3558	3536	3515	3371	3149			
Eff %		0	65.4	87.4	89.5	89.5	87.2	80.1			
PF %		0	40.2	73.0	84.0	88.0	90.6	92.4			
	Locked Rotor	Pull-Up	Breakdown	Rated Load	Idle	Duty	S. F.	Ambient	Elevation	dBA @ 1M	
Speed (RPM)	0	1620	2700	3515	3600	S1	1.15	40°C	3,300 ft	-	
Current (Amps)	56.08	44.86	31.40	7.01	5.66	VFD Rating: Meets MG1 parts 31.4.4.2					
Torque (ft-lbs)	24.65	20.96	25.77	11.21	0.0	C.T.	10:1	V.T.	20:1		



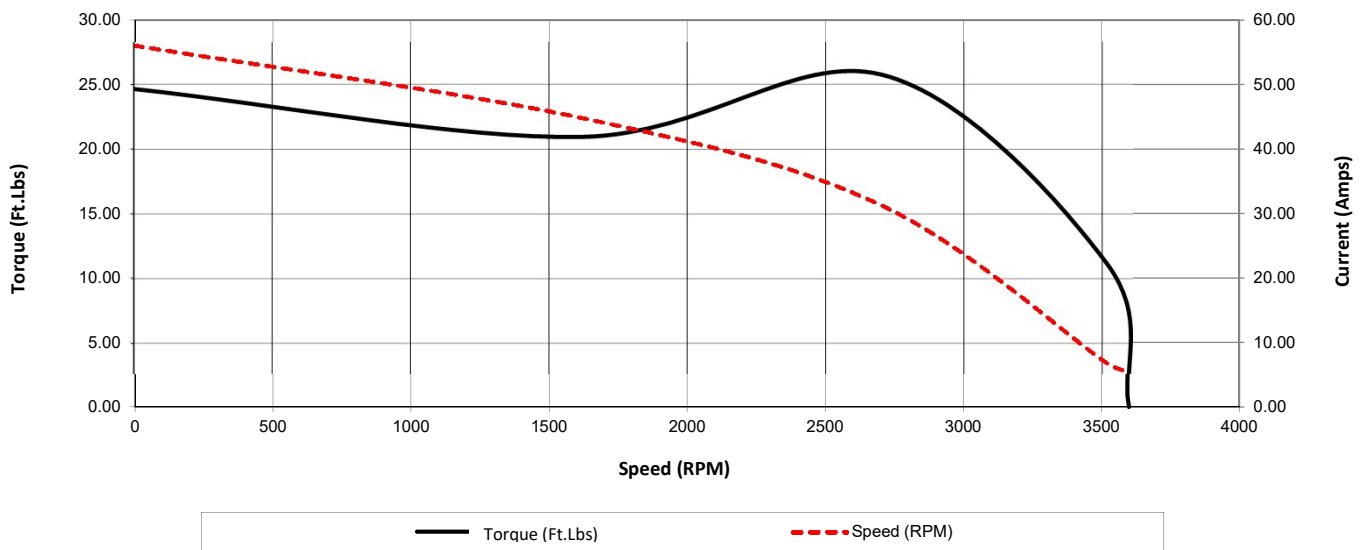


Date: 2 février, 2021
 Customer: _____
 Contact: _____
 Submittee: J.C. Lavallée

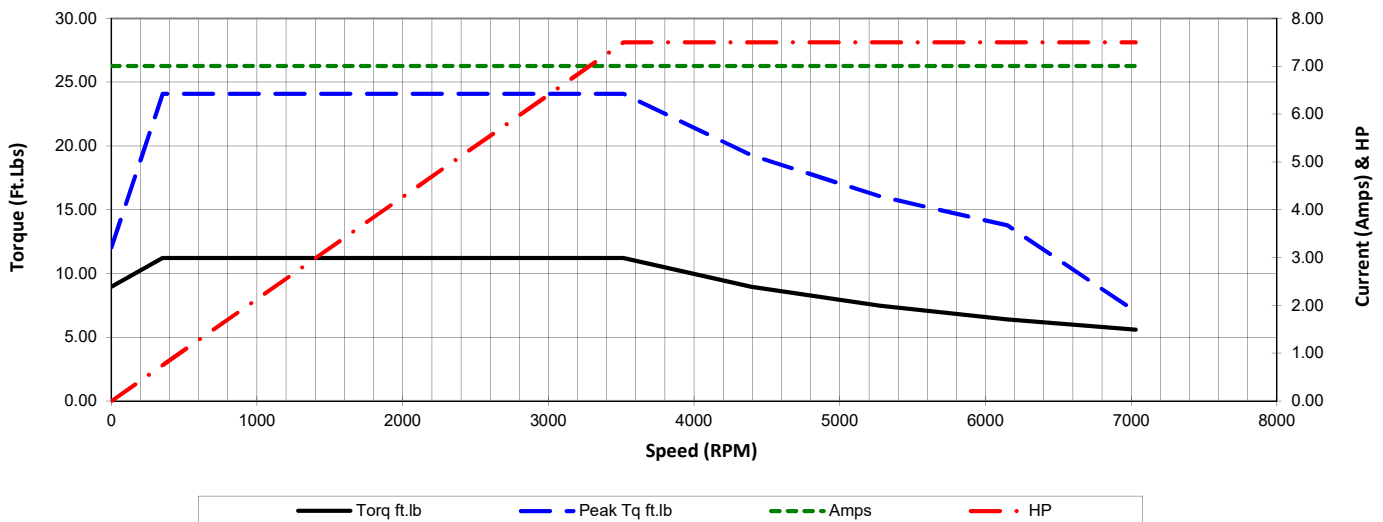
Catalogue #: IJA132S1-2-59

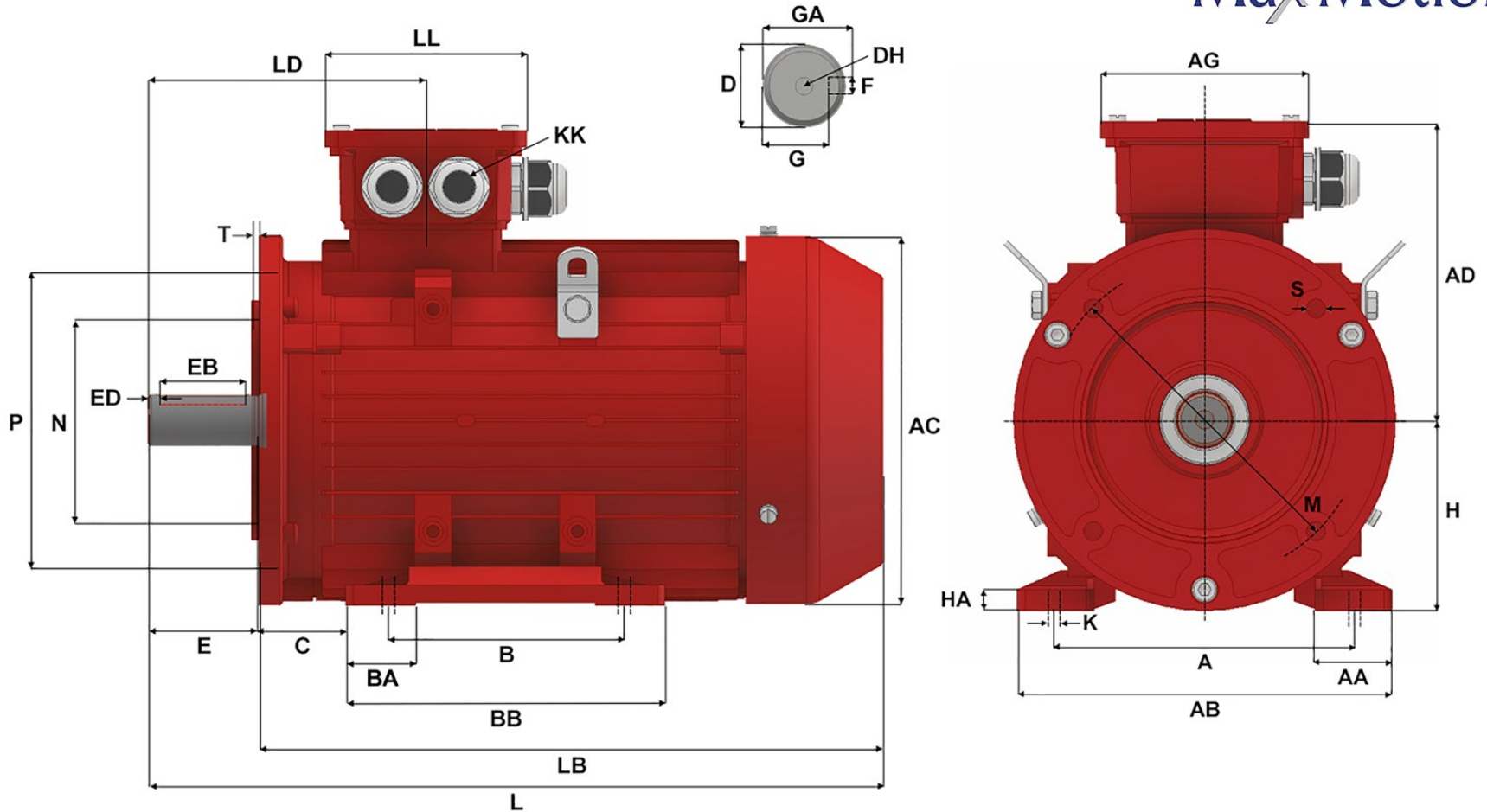
IEC Efficiency Level IE3											
HP	Kw	VAC	RPM	Enclosure	Frame	Frequency	Design	Poles	LR Is/In	Insulation Class	Temp. Rise °C
7.50	5.60	575 / 990	3515	TEFC	132S	60	N	2	8	H	33
		0Hz	6Hz	15Hz	30Hz	45Hz	60Hz	75Hz	90Hz	105Hz	120Hz
Amps	7.01	7.01	7.01	7.01	7.01	7.01	7.01	7.01	7.01	7.01	7.01
RPM	0	352	879	1758	2636	3515	4394	5273	6151	7030	7030
Torq ft.lb	8.97	11.21	11.21	11.21	11.21	11.21	11.21	8.97	7.47	6.40	5.60
Peak Tq ft.lb	12.05	24.09	24.09	24.09	24.09	24.09	24.09	19.27	16.06	13.77	7.01
HP	0.00	0.75	1.88	3.75	5.63	7.50	7.50	7.50	7.50	7.50	7.50
	Locked Rotor	Pull-Up	Breakdown	Rated Load	Idle	Duty	S. F.	Ambient	Elevation	dBA @ 1M	
Speed (RPM)	0	1620	2700	3515	3600	S1	1.15	40°C	3,300 ft	-	
Current (Amps)	56.08	44.86	31.40	7.01	5.66	VFD Rating: Meets MG1 parts 31.4.4.2					
Torque (N.m)	24.65	20.96	25.77	11.21	0.0	C.T.	10:1	V.T.	20:1		

Motor Speed Data



Motor Torque Capability vs RPM





Version: 1JLEM		Revised: 09-11-2019				HP	RPM	FRAME	ENCLOSURE	IJA132S1-2-B34B			
Customer is responsible in determining that Max Motion product will fit/perform suitably in the intended application						7.5	3515	132S	TEFC				
A	B	C	D	E	F	G	H	K	L	M	N	P	
216	140	89	38	80	10	33	132	12 X 16	445	215	180	250	
S	T	AA	AB	AC	AD	AG	BA	BB	DH	EB	ED	GA	
M12	4	51	262	258	188	117.5	46	186	M12 X 28	65	7.5	41	
HA	KK (1)	KK (2)	KK (3)	LB	LD	LL							
15	M32 X 1.5	3/4" NPT	M16 X 1.5	365	180	117.5							

METRIC IE1 & IE3 ALUMINUM & CAST IRON MOTORS

IEC DESIGN, WITH NEMA B TORQUE CURVES

TEFC TOTALLY ENCLOSED FAN COOLED

MaxMotion

Applications:

General purpose use on conveyors, compressors, pumps, fans, blowers and other industrial and process machinery. Motors can be locally modified to match special electrical designs such as 2 speed or any non-standard connection requirements. Special mechanical requirements such as shafts or flanges can be fabricated in 3-4 days.



Features:

Design - IEC Standard 60034-1 for energy efficiency, rotating electrical machines part 2-1, compliant with efficiency standards covered by NEMA, CSA, CEMEP, COPANT, AS, NZS, JIS and GB.

Agency Listings and Standard - IEC, IEEE, CSA, CSAus, CE, NEMA, DOE, NRCAN

Service Factor - 1.15 @ 60Hz and 1.0 @ 50Hz without derating power

Electrical Supply - At 60Hz, standard voltages are: 208 -230 / 460 VAC: Fractional to 30HP, 460 / 796 VAC: 30HP to 300HP, 333 / 575 VAC: Fractional to 5.5HP, 575 / 990 VAC: 5.5HP to 300HP

At 50Hz, standard voltages are: 190 -220 / 380 - 415 VAC: Fractional to 30HP,

380 - 415 / 660 - 725 VAC: 30HP to 300HP

*Custom voltages available on request i.e. 690V

Windings - Highest quality Enamel coated magnet wire. VPI with 2 stage dip and bake.

Insulation - Non hygroscopic Class H with Class B temperature rise

Voltage and Frequency Variation - $\pm 10\%$ on 2 rated voltage points, $\pm 5\%$ on frequency per regulation en 60204-1

Bearings - SKF single row deep groove ball bearings, frame sizes 132+ have re-greasing capabilities.

*Special bearings are available on request.

Earthing Terminals - 1 in the terminal box and 1 on body of the motor.

Bearing Lubricant - For regreasable bearings, our standard is Polyrex EM (-29°C to 177°C temperature range)

Enclosure Protection - Standard is IP55, others such as IP56, IP65 available on request

Frame Construction - Frames 56-160 are pressured die cast aluminum with base that can be removed/applied to accommodate F0, F1, F2 terminal box positions. Frames 180-355 are cast iron construction with F0 terminal box position.

Conduit Box - Large square cast aluminum terminal box designed to meet NEC space requirements. Can be rotated in 90 degree increments. Equipped with both NPT and PG plugs. Wiring diagram is embossed on the back of the cover. Inside you will find clearly marked stud type terminal blocks and leads identified in IEC format. Frames 132+ come equipped with extra gland for PTC connection.

Inverter Duty - Suitable for Inverter Duty applications, at all voltages for speed ranges of 10:1 constant torque and 20:1 variable torque. Meets NEMA MG-1 Part 31.4.4.2 criteria.

Nameplate - Oversized painted aluminum nameplate with 60Hz and 50Hz performance specifications along with multiple approval ratings.

Drain Hole - Cast iron frames, located in center bottom of casting.

Fan Cover - Rolled steel on all frame sizes, cast iron available on request

Warranty - 3 years from the date of manufacture



METRIC IE1 & IE3 ALUMINUM & CAST IRON MOTORS

IEC DESIGN, WITH NEMA B TORQUE CURVES

TEFC TOTALLY ENCLOSED FAN COOLED



HP	KW	FL RPM	VOLTS	FRAME	CAT NO.	CONSTRUCTION	NOM EFF.	F.L. AMPS	Eff. Level	WT (Lbs)	DE BRG	ODE BRG	"L" Dimension (Inch)
0.13	0.09	1590	208-230/460	56	IJA562-4-24	Aluminum	54	.76-.69/34	IE1	7.7	6201ZZ-C3	6201ZZ-C3	198.5
		1590	333/575	56	IJA562-4-35	Aluminum	54	.47/.27	IE1	7.7	6201ZZ-C3	6201ZZ-C3	198.5
		1020	333/575	63	IJA631-6-35	Aluminum	44	.61/.35	IE1	9.9	6201ZZ-C3	6201ZZ-C3	217
0.17	0.12	3240	208-230/460	56	IJA562-2-24	Aluminum	64	.72-.65/33	IE1	7.7	6201ZZ-C3	6201ZZ-C3	198.5
		3240	333/575	56	IJA562-2-35	Aluminum	64	.45/.26	IE1	7.7	6201ZZ-C3	6201ZZ-C3	198.5
		1630	208-230/460	63	IJA631-4-24	Aluminum	62	.83-.76/38	IE1	8.6	6201ZZ-C3	6201ZZ-C3	217
		1630	333/575	63	IJA631-4-35	Aluminum	62	.53/.31	IE1	8.6	6201ZZ-C3	6201ZZ-C3	217
		1020	333/575	63	IJA632-6-35	Aluminum	48	.72/.42	IE1	11	6201ZZ-C3	6201ZZ-C3	217
0.25	0.19	3320	208-230/460	63	IJA631-2-24	Aluminum	63	1.02-.92/46	IE1	9.46	6201ZZ-C3	6201ZZ-C3	217
		3320	333/575	63	IJA631-2-35	Aluminum	63	.61/.35	IE1	9.46	6201ZZ-C3	6201ZZ-C3	217
		1570	208-230/460	63	IJA632-4-24	Aluminum	66	1.04-.94/47	IE1	8.8	6201ZZ-C3	6201ZZ-C3	217
		1570	333/575	63	IJA632-4-35	Aluminum	66	.65/.38	IE1	8.8	6201ZZ-C3	6201ZZ-C3	217
		1020	208-230/460	71	IJA711-6-24	Aluminum	52.5	1.44-1.3/65	IE1	15.4	6202ZZ-C3	6202ZZ-C3	245
		1020	333/575	71	IJA711-6-35	Aluminum	52.5	.90/.52	IE1	15.4	6202ZZ-C3	6202ZZ-C3	245
0.33	0.25	3260	208-230/460	63	IJA632-2-24	Aluminum	64	1.34-1.21/61	IE1	8.8	6201ZZ-C3	6201ZZ-C3	217
		3260	333/575	63	IJA632-2-35	Aluminum	64	.84/.48	IE1	8.8	6201ZZ-C3	6201ZZ-C3	217
		1595	208-230/460	63	IJA633-4-24	Aluminum	68	1.38-1.25/62	IE1	11	6201ZZ-C3	6201ZZ-C3	217
		1595	333/575	63	IJA633-4-35	Aluminum	68	.86/.50	IE1	11	6201ZZ-C3	6201ZZ-C3	217
		1595	208-230/460	71	IJA711-4-24	Aluminum	68	1.38-1.25/62	IE1	11	6201ZZ-C3	6201ZZ-C3	245
		1595	333/575	71	IJA711-4-35	Aluminum	68	.86/.50	IE1	11	6201ZZ-C3	6201ZZ-C3	245
		1020	208-230/460	71	IJA712-6-24	Aluminum	57.5	1.77-1.6/80	IE1	15.4	6202ZZ-C3	6202ZZ-C3	245
		1020	333/575	71	IJA712-6-35	Aluminum	57.5	1.11/.64	IE1	15.4	6202ZZ-C3	6202ZZ-C3	245
0.50	0.37	3285	208-230/460	63	IJA633-2-24	Aluminum	70	1.81-1.64/82	IE1	11	6202ZZ-C3	6202ZZ-C3	217
		3285	333/575	63	IJA633-2-35	Aluminum	70	1.13/.66	IE1	11	6202ZZ-C3	6202ZZ-C3	217
		3285	208-230/460	71	IJA711-2-24	Aluminum	70	1.81-1.64/82	IE1	11	6202ZZ-C3	6202ZZ-C3	245
		3285	333/575	71	IJA711-2-35	Aluminum	70	1.13/.66	IE1	11	6202ZZ-C3	6202ZZ-C3	245
		1595	208-230/460	71	IJA712-4-24	Aluminum	70	1.96-1.77/88	IE1	12.1	6202ZZ-C3	6202ZZ-C3	245
		1595	333/575	71	IJA712-4-35	Aluminum	70	1.22/.71	IE1	12.1	6202ZZ-C3	6202ZZ-C3	245
		1060	208-230/460	80	IJA801-6-24	Aluminum	62	2.37-2.14/1.04	IE1	20.24	6204ZZ-C3	6204ZZ-C3	286
		1060	333/575	80	IJA801-6-35	Aluminum	62	1.48/.86	IE1	20.24	6204ZZ-C3	6204ZZ-C3	286
		3285	208-230/460	71	IJA712-2-24	Aluminum	72	2.59-2.34/1.17	IE1	13.2	6202ZZ-C3	6202ZZ-C3	245
0.75	0.56	3285	333/575	71	IJA712-2-35	Aluminum	72	1.62/.94	IE1	13.2	6202ZZ-C3	6202ZZ-C3	245
		1665	208-230/460	71	IJA713-4-24	Aluminum	74	2.75-2.49/1.24	IE1	16.5	6202ZZ-C3	6202ZZ-C3	245
		1665	333/575	71	IJA713-4-35	Aluminum	74	1.72/1	IE1	16.4	6202ZZ-C3	6202ZZ-C3	245
		1665	208-230/460	80	IJA801-4-24	Aluminum	74	2.75-2.49/1.24	IE1	17.6	6204ZZ-C3	6204ZZ-C3	286
		1665	333/575	80	IJA801-4-35	Aluminum	74	1.72/1	IE1	17.6	6204ZZ-C3	6204ZZ-C3	286
		1060	208-230/460	80	IJA802-6-24	Aluminum	72	3.21-2.91/1.45	IE1	22	6204ZZ-C3	6204ZZ-C3	286
		1060	333/575	80	IJA802-6-35	Aluminum	72	2.01/1.16	IE1	22	6204ZZ-C3	6204ZZ-C3	286
		3455	208-230/460	71	IJA713-2-24	Aluminum	77	3.3-2.98/1.49	IE1	16.5	6202ZZ-C3	6202ZZ-C3	245
		3455	333/575	71	IJA713-2-35	Aluminum	77	2.06/1.19	IE1	16.5	6202ZZ-C3	6202ZZ-C3	245
		3455	208-230/460	80	IJA801-2-24	Aluminum	77	3.30-2.98/1.49	IE3	19.8	6204ZZ-C3	6204ZZ-C3	300
1	0.75	3455	333/575	80	IJA801-2-35	Aluminum	77	2.06/1.19	IE3	19.8	6204ZZ-C3	6204ZZ-C3	300
		1700	208-230/460	80	IJA802-4-24	Aluminum	83.5	3.32-3.01/1.50	IE3	27.5	6204ZZ-C3	6204ZZ-C3	300
		1700	333/575	80	IJA802-4-35	Aluminum	83.5	2.08/1.2	IE3	27.5	6204ZZ-C3	6204ZZ-C3	300
		1120	208-230/460	90	IJA905-6-24	Aluminum	82.5	3.55-3.21/1.61	IE3	35.2	6205ZZ-C3	6205ZZ-C3	320
		1120	333/575	90	IJA905-6-35	Aluminum	82.5	2.22/1.29	IE3	35.2	6205ZZ-C3	6205ZZ-C3	320
		3455	208-230/460	80	IJA802-2-24	Aluminum	84	4.38-3.96/1.98	IE3	23.1	6204ZZ-C3	6204ZZ-C3	300
1.5	1.12	3455	333/575	80	IJA802-2-35	Aluminum	84	2.74/1.58	IE3	23.1	6204ZZ-C3	6204ZZ-C3	300
		1665	208-230/460	80	IJA803-4-24-IE1	Aluminum	79	5.02-4.54/2.27	IE1	23.1	6204ZZ-C3	6204ZZ-C3	300
		1665	208-230/460	80	IJA803-4-24-IE3	Aluminum	79	5.02-4.54/2.27	IE3	23.1	6204ZZ-C3	6204ZZ-C3	300
		1665	333/575	80	IJA803-4-35-IE1	Aluminum	79	3.14/1.82	IE1	23.1	6204ZZ-C3	6204ZZ-C3	300
		1665	333/575	80	IJA803-4-35-IE3	Aluminum	79	3.14/1.82	IE3	23.1	6204ZZ-C3	6204ZZ-C3	300
		1730	208-230/460	90	IJA905-4-24	Aluminum	86.5	4.64-4.2/2.1	IE3	35.2	6205ZZ-C3	6205ZZ-C3	320
		1730	333/575	90	IJA905-4-35	Aluminum	86.5	2.90/1.68	IE3	35.2	6205ZZ-C3	6205ZZ-C3	320
		1130	208-230/460	90	IJA90L-6-24	Aluminum	87.5	4.78-4.32/2.16	IE3	45.1	6205ZZ-C3	6205ZZ-C3	345
		1130	333/575	90	IJA90L-6-35	Aluminum	87.5	2.99/1.73	IE3	45.1	6205ZZ-C3	6205ZZ-C3	345
		2	1.49	3470	208-230/460	80	IJA803-2-24-IE1	Aluminum	79	6.12-5.53/2.77	IE1	26.4	6204ZZ-C3
3470	208-230/460			80	IJA803-2-24-IE3	Aluminum	85.5	5.80-5.24/2.62	IE1	26.4	6204ZZ-C3	6204ZZ-C3	300
3470	333/575			80	IJA803-2-35-IE1	Aluminum	79	3.82/2.21	IE1	24.5	6204ZZ-C3	6204ZZ-C3	300
3470	333/575			80	IJA803-2-35-IE3	Aluminum	85.5	3.62/2.10	IE3	26.4	6204ZZ-C3	6204ZZ-C3	300
3470	208-230/460			90	IJA905-2-24	Aluminum	85.5	5.8-5.24/2.62	IE3	29.7	6205ZZ-C3	6205ZZ-C3	320
3470	333/575			90	IJA905-2-35	Aluminum	85.5	3.62/2.10	IE3	29.7	6205ZZ-C3	6205ZZ-C3	320
1730	208-230/460			90	IJA90L-4-24	Aluminum	86.5	6.25-5.65/2.83	IE3	39.6	6205ZZ-C3	6205ZZ-C3	345
1730	333/575			90	IJA90L-4-35	Aluminum	86.5	3.90/2.26	IE3	39.6	6205ZZ-C3	6205ZZ-C3	345
2.4	1.79	1135	208-230/460	100	IJA100L-6-24	Aluminum	88.5	6.44-5.83/2.91	IE3	51.7	6206ZZ-C3	6206ZZ-C3	405
		1135	333/575	100	IJA100L-6-35	Aluminum	88.5	4.02/2.33	IE3	51.7	6206ZZ-C3	6206ZZ-C3	405
		1730	208-230/460	90	IJA90L2-4-24	Aluminum	86.5	7.41-6.70/3.35	IE3	45.1	6205ZZ-C3	6205ZZ-C3	345
3	2.24	1730	333/575	90	IJA90L2-4-35	Aluminum	86.5	4.63/2.68	IE3	45.1	6205ZZ-C3	6205ZZ-C3	345
		3470	208-230/460	90	IJA90L-2-24	Aluminum	86.5	8.31-7.51/3.76	IE3	37.4	6205ZZ-C3	6205ZZ-C3	345
		3470	333/575	90	IJA90L-2-35	Aluminum	86.5	5.19/3.00	IE3	37.4	6205ZZ-C3	6205ZZ-C3	345
		1720	208-230/460	100	IJA100L1-4-24	Aluminum	89.5	8.42-7.62/3.81	IE3	55	6206ZZ-C3	6206ZZ-C3	405
		1720	333/575	100	IJA100L1-4-35	Aluminum	89.5	5.26/3.05	IE3	55	6206ZZ-C3	6206ZZ-C3	405
		1145	208-230/460	112	IJA112M-6-46	Aluminum	89.5	9.22-8.34/4.17	IE3	66	6306ZZ-C3	6206ZZ-C3	400
		1145	575/990	112	IJA112M-6-59	Aluminum	89.5	3.34/1.94	IE3	66	6306ZZ-C3	6206ZZ-C3	400



METRIC IE1 & IE3 ALUMINUM & CAST IRON MOTORS

IEC DESIGN, WITH NEMA B TORQUE CURVES

TEFC TOTALLY ENCLOSED FAN COOLED



HP	KW	FL RPM	VOLTS	FRAME	CAT NO.	CONSTRUCTION	NOM EFF.	F.L. AMPS	Eff. Level	WT (Lbs)	DE BRG	ODE BRG	"L" Dimension (Inch)
4	2.98	3470	208-230/460	90	IJA90L2-2-24	Aluminum	88.5	10.8-9.78/4.89	IE3		6206ZZ-C3	6206ZZ-C3	345
		3470	333/575	90	IJA90L2-2-35	Aluminum	88.5	6.76/3.91	IE3	42.9	6206ZZ-C3	6206ZZ-C3	345
		3470	208-230/460	100	IJA100L-2-24	Aluminum	88.5	10.80-9.78/4.89	IE3	50.6	6206ZZ-C3	6206ZZ-C3	405
		3470	333/575	100	IJA100L-2-35	Aluminum	88.5	3.76/3.91	IE3	50.6	6206ZZ-C3	6206ZZ-C3	405
		1720	208-230/460	100	IJA100L2-4-24	Aluminum	89.5	11.30-10.30/5.13	IE3	67.1	6206ZZ-C3	6206ZZ-C3	405
		1720	333/575	100	IJA100L2-4-35	Aluminum	89.5	7.09/4.10	IE3	67.1	6206ZZ-C3	6206ZZ-C3	405
		1160	208-230/460	132	IJA132S-6-46	Aluminum	89.5	12.60-11.40/5.69	IE3	91.3	6308ZZ-C3	6208ZZ-C3	445
		1160	575/990	132	IJA132S-6-59	Aluminum	89.5	4.55/2.64	IE3	91.3	6308ZZ-C3	6208ZZ-C3	445
5.5	4.1	3485	208-230/460	112	IJA112M-2-46	Aluminum	88.5	14.30-12.90/6.45	IE3	88.5	6306ZZ-C3	6206ZZ-C3	400
		3485	575/990	112	IJA112M-2-59	Aluminum	88.5	5.16/3.00	IE3	88.5	6306ZZ-C3	6206ZZ-C3	400
		1725	208-230/460	112	IJA112M-4-46	Aluminum	89.5	15.10-13.70/6.84	IE3	82.5	6306ZZ-C3	6206ZZ-C3	400
		1725	575/990	112	IJA112M-4-59	Aluminum	89.5	5.47/3.18	IE3	82.5	6306ZZ-C3	6206ZZ-C3	400
		1160	208-230/460	132	IJA132M1-6-46	Aluminum	89.5	16.80-15.20/7.58	IE3	108.9	6308ZZ-C3	6208ZZ-C3	485
		1160	575/990	132	IJA132M1-6-59	Aluminum	89.5	6.10/3.52	IE3	108.9	6308ZZ-C3	6208ZZ-C3	485
7.5	5.6	3515	208-230/460	112	IJA112M2-2-46	Aluminum	89.5	19.40-17.50/8.76	IE3	79.2	6306ZZ-C3	6206ZZ-C3	400
		3515	575/990	112	IJA112M2-2-59	Aluminum	89.5	7.01/4.07	IE3	79.2	6306ZZ-C3	6206ZZ-C3	400
		3515	208-230/460	132	IJA132S1-2-46	Aluminum	89.5	19.40-17.50/8.76	IE3	94.6	6308ZZ-C3	6208ZZ-C3	445
		3515	575/990	132	IJA132S1-2-59	Aluminum	89.5	7.01/4.07	IE3	94.6	6308ZZ-C3	6208ZZ-C3	445
		1750	208-230/460	132	IJA132S-4-46	Aluminum	91.7	20.10-18.10/9.07	IE3	107.8	6308ZZ-C3	6208ZZ-C3	445
		1750	575/990	132	IJA132S-4-59	Aluminum	91.7	7.26/4.21	IE3	107.8	6308ZZ-C3	6208ZZ-C3	445
		1160	208-230/460	132	IJA132M2-6-46	Aluminum	91	22.40-20.20/10.10	IE3	133	6308ZZ-C3	6208ZZ-C3	485
		1160	575/990	132	IJA132M2-6-59	Aluminum	91	8.09/4.70	IE3	133	6308ZZ-C3	6208ZZ-C3	485
10	7.46	3515	208-230/460	112	IJA112M3-2-46	Aluminum	90.2	26.2-23.7/11.9	IE3	84.7	6308ZZ-C3	6208ZZ-C3	400
		3515	575/990	112	IJA112M3-2-59	Aluminum	90.2	9.49/5.51	IE3	84.7	6308ZZ-C3	6208ZZ-C3	400
		3515	208-230/460	132	IJA132S2-2-46	Aluminum	90.2	26.20-23.70/11.90	IE3	105.6	6308ZZ-C3	6208ZZ-C3	445
		3515	575/990	132	IJA132S2-2-59	Aluminum	90.2	9.49/5.51	IE3	105.6	6308ZZ-C3	6208ZZ-C3	445
		1750	208-230/460	132	IJA132M-4-46	Aluminum	91.7	27-24.40/12.20	IE3	128.7	6308ZZ-C3	6208ZZ-C3	485
		1750	575/990	132	IJA132M-4-59	Aluminum	91.7	9.78/5.68	IE3	128.7	6308ZZ-C3	6208ZZ-C3	485
		1160	208-230/460	160	IJA160M-6-46	Aluminum	91	29-26.20/13.10	IE3	184.8	6309-C3	6309-C3	615
		1160	575/990	160	IJA160M-6-59	Aluminum	91	10.50/6.08	IE3	184.8	6309-C3	6309-C3	615
12.4	9.25	3530	208-230/460	132	IJA132M1-2-46	Aluminum	90.2	32.20-28.90/14.50	IE3	125.4	6308ZZ-C3	6208ZZ-C3	485
		3530	575/990	132	IJA132M1-2-59	Aluminum	90.2	11.60/6.72	IE3	125.4	6308ZZ-C3	6208ZZ-C3	485
		1750	208-230/460	132	IJA132M1-4-46	Aluminum	90.4	33.80-30.60/15.30	IE3	158.4	6308ZZ-C3	6208ZZ-C3	485
		1750	575/990	132	IJA132M1-4-59	Aluminum	90.4	12.20/7.10	IE3	158.4	6308ZZ-C3	6208ZZ-C3	485
		3530	208-230/460	132	IJA132M2-2-46	Aluminum	91	37.70-34.10/17	IE3	129.8	6308ZZ-C3	6208ZZ-C3	485
15	11.19	3530	575/990	132	IJA132M2-2-59	Aluminum	91	13.60/7.92	IE3	129.8	6308ZZ-C3	6208ZZ-C3	485
		3530	208-230/460	160	IJA160M1-2-46	Aluminum	91	37.70-34.10/17	IE3	185.9	6309-C3	6309-C3	615
		3530	575/990	160	IJA160M1-2-59	Aluminum	91	13.60/7.92	IE3	185.9	6309-C3	6309-C3	615
		1755	208-230/460	160	IJA160M-4-46	Aluminum	92.4	38.90-35.20/17.60	IE3	221.1	6309-C3	6309-C3	615
		1755	575/990	160	IJA160M-4-59	Aluminum	92.4	14.10/8.17	IE3	221.1	6309-C3	6309-C3	615
		1160	208-230/460	160	IJA160L-6-46	Aluminum	91.7	41.60-37.60/18.80	IE3	236.5	6309-C3	6309-C3	660
		1160	575/990	160	IJA160L-6-59	Aluminum	91.7	15.04/8.71	IE3	236.5	6309-C3	6309-C3	660
		3530	208-230/460	132	IJA132M3-2-46	Aluminum	91	51.4-46.5/23.2	IE3	143	6308-C3	6308-C3	485
20	14.92	3530	575/990	132	IJA132M3-2-59	Aluminum	91	18.6/10.8	IE3	143	6309-C3	6309-C3	485
		3530	208-230/460	160	IJA160M2-2-46	Aluminum	91	51.40-46.50/23.20	IE3	210.1	6309-C3	6309-C3	615
		3530	575/990	160	IJA160M2-2-59	Aluminum	91	18.60/10.80	IE3	210.1	6309-C3	6309-C3	615
		1755	208-230/460	160	IJA160L-4-46	Aluminum	93	52.10-47.10/23.50	IE3	237.6	6309-C3	6309-C3	660
		1755	575/990	160	IJA160L-4-59	Aluminum	93	18.80/10.90	IE3	237.6	6309-C3	6309-C3	660
		1170	208-230/460	180	IJC180L-6-46	Cast Iron	91.7	56.10-50.70/25.30	IE3	430	6311-C3	6311-C3	690
		1170	575/990	180	IJC180L-6-59	Cast Iron	91.7	20.24/11.73	IE3	430	6311-C3	6311-C3	690
		3525	208-230/460	160	IJA160L-2-46	Cast Iron	91.7	92.90-56.90/28.50	IE3	238.7	6309-C3	6309-C3	660
25	18.65	3525	575/990	160	IJA160L-2-59	Cast Iron	91.7	22.80/13.20	IE3	238.7	6309-C3	6309-C3	660
		1760	208-230/460	180	IJC180M-4-46	Cast Iron	93.6	63.80-57.70/28.80	IE3	406	6311-C3	6311-C3	652
		1760	575/990	180	IJC180M-4-59	Cast Iron	93.6	23.10/13.40	IE3	406	6311-C3	6311-C3	652
		1175	460/796	200	IJC200L1-6-47	Cast Iron	93	30.80/17.80	IE3	507.8	6312-C3	6312-C3	746
		1175	575/990	200	IJC200L1-6-59	Cast Iron	93	24.64/14.30	IE3	507.8	6312-C3	6312-C3	746
		3545	208-230/460	160	IJA160L2-2-46	Cast Iron	91.7	74.80-67.70/33.80	IE3	245.3	6309-C3	6309-C3	660
30	22.38	3545	575/990	160	IJA160L2-2-59	Cast Iron	91.7	27.10/15.70	IE3	245.3	6309-C3	6309-C3	660
		3545	208-230/460	180	IJC180M-2-46	Cast Iron	91.7	74.80-67.70/33.80	IE3	412.7	6311-C3	6311-C3	652
		3545	575/990	180	IJC180M-2-59	Cast Iron	91.7	27.10/15.70	IE3	412.7	6311-C3	6311-C3	652
		1760	208-230/460	180	IJC180L-4-46	Cast Iron	93.6	75.90-68.60/34.30	IE3	467	6311-C3	6311-C3	690
		1760	575/990	180	IJC180L-4-59	Cast Iron	93.6	27.40/15.90	IE3	467	6311-C3	6311-C3	690
		1175	460/796	200	IJC200L2-6-47	Cast Iron	93	36.70/21.20	IE3	358.8	6312-C3	6312-C3	746
		1175	575/990	200	IJC200L2-6-59	Cast Iron	93	29.36/26.10	IE3	358.8	6312-C3	6312-C3	746
		3550	460/796	200	IJC200L1-2-47	Cast Iron	92.4	45.80/26.50	IE3	550	6312-C3	6312-C3	746
40	29.84	3550	575/990	200	IJC200L1-2-59	Cast Iron	92.4	36.60/21.30	IE3	550	6312-C3	6312-C3	746
		1770	460/796	200	IJC200L-4-47	Cast Iron	94.1	46.50/26.90	IE3	583	6312-C3	6312-C3	746
		1770	575/990	200	IJC200L-4-59	Cast Iron	94.1	37.20/21.60	IE3	583	6312-C3	6312-C3	746
		1175	460/796	225	IJC225M-6-47	Cast Iron	94.1	48.20/27.990	IE3	667	6313-C3	6313-C3	810
		1175	575/990	225	IJC225M-6-59	Cast Iron	94.1	38.56/22.40	IE3	667	6313-C3	6313-C3	810



METRIC IE1 & IE3 ALUMINUM & CAST IRON MOTORS

IEC DESIGN, WITH NEMA B TORQUE CURVES

TEFC TOTALLY ENCLOSED FAN COOLED



HP	KW	FL RPM	VOLTS	FRAME	CAT NO.	CONSTRUCTION	NOM EFF.	F.L. AMPS	Eff. Level	WT (Lbs)	DE BRG	ODE BRG	"L" Dimension (Inch)
50	37.3	3550	460/796	200	IJC200L2-2-47	Cast Iron	93	56.10/32.40	IE3	567.6	6312-C3	6312-C3	746
		3550	575/990	200	IJC200L2-2-59	Cast Iron	93	44.90/26.10	IE3	567.6	6312-C3	6312-C3	746
		1780	460/796	225	IJC225S-4-47	Cast Iron	94.5	57.10/33	IE3	727	6313-C3	6313-C3	780
		1780	575/990	225	IJC225S-4-59	Cast Iron	94.5	45.70/26.60	IE3	727	6313-C3	6313-C3	780
		1180	460/796	250	IJC250M-6-47	Cast Iron	94.1	58.80/34	IE3	874.5	6313-C3	6313-C3	900
		1180	575/990	250	IJC250M-6-59	Cast Iron	94.4	47.04/27.30	IE3	874.5	6313-C3	6313-C3	900
60	44.76	3555	460/796	225	IJC225M-2-47	Cast Iron	93.6	67/38.70	IE3	716	6313-C3	6313-C3	780
		3555	575/990	225	IJC225M-2-59	Cast Iron	93.6	53.60/31.20	IE3	716	6313-C3	6313-C3	780
		1780	460/796	225	IJC225M-4-47	Cast Iron	95	69.10/39.90	IE3	797	6313-C3	6313-C3	810
		1780	575/990	225	IJC225M-4-59	Cast Iron	95	55.30/32.10	IE3	797	6313-C3	6313-C3	810
		1180	460/796	250	IJC280S-6-47	Cast Iron	93.7	70.30/40.60	IE3	1107	6317-C3	6317-C3	982
		1180	575/990	250	IJC280S-6-59	Cast Iron	93.7	56.24/32.60	IE3	1107	6317-C3	6317-C3	982
75	55.95	3560	460/796	250	IJC250M-2-47	Cast Iron	93.6	81.90/47.40	IE3	910.7	6314-C3	6314-C3	900
		3560	575/990	250	IJC250M-2-59	Cast Iron	93.6	65.60/38.10	IE3	910.7	6314-C3	6314-C3	900
		1780	460/796	250	IJC250M-4-47	Cast Iron	95.4	84.10/48.60	IE3	979	6314-C3	6314-C3	900
		1780	575/990	250	IJC250M-4-59	Cast Iron	95.4	67.30/39.10	IE3	979	6314-C3	6314-C3	900
		1180	460/796	280	IJC280M-6-47	Cast Iron	94.5	85.90/49.60	IE3	1263.5	6317-C3	6317-C3	1033
		1180	575/990	280	IJC280M-6-59	Cast Iron	94.5	68.72/39.80	IE3	1263.5	6317-C3	6317-C3	1033
100	74.6	3570	460/796	280	IJC280S-2-47	Cast Iron	94.1	111/64.20	IE3	1203.9	6314-C3	6314-C3	982
		3570	575/990	280	IJC280S-2-59	Cast Iron	94.1	88.90/51.60	IE3	1203.9	6314-C3	6314-C3	982
		1780	460/796	280	IJC280S4-4-47	Cast Iron	95.4	112/64.80	IE3	1292	6317-C3	6317-C3	982
		1780	575/990	280	IJC280S4-4-59	Cast Iron	95.4	89.70/52.10	IE3	1292	6317-C3	6317-C3	982
		1180	460/796	315	IJC315S-6-47	Cast Iron	95	117/67.60	IE3	1858.8	NU319	6319-C3	1208
		1180	575/990	315	IJC315S-6-59	Cast Iron	95	93.60/54.60	IE3	1858.8	NU319	6319-C3	1208
125	93.25	3570	460/796	280	IJC280M-2-47	Cast Iron	95	134/77.40	IE3	1304.6	6314-C3	6314-C3	1033
		3570	575/990	280	IJC280M-2-59	Cast Iron	95	106/61.40	IE3	1304.6	6314-C3	6314-C3	1033
		1785	460/796	280	IJC280M-4-47	Cast Iron	95.4	136/78.60	IE3	1409	6317-C3	6317-C3	1033
		1785	575/990	280	IJC280M-4-59	Cast Iron	95.4	108.80/63.20	IE3	1409	6317-C3	6317-C3	1033
		1185	460/796	315	IJC315M-6-47	Cast Iron	95	140/80.90	IE3	2074.9	NU319	6319-C3	1318
		1185	575/990	315	IJC315M-6-59	Cast Iron	95	112/65	IE3	2074.9	NU319	6319-C3	1318
150	111.90	3575	460/796	315	IJC315S-2-47	Cast Iron	95	161/93	IE3	1977.9	6317-C3	6317-C3	1178
		3575	575/990	315	IJC315S-2-59	Cast Iron	95	128.80/74.8	IE3	1977.9	6317-C3	6317-C3	1178
		1785	460/796	315	IJC315S-4-47	Cast Iron	95.8	164/94.80	IE3	2070.5	NU319	6319-C3	1208
		1785	575/990	315	IJC315S-4-59	Cast Iron	95.8	131.20/76	IE3	2070.5	NU319	6319-C3	1208
		1185	460/796	315	IJC315L1-6-47	Cast Iron	95.8	168/97.10	IE3	2242.5	NU319	6319-C3	1318
		1185	575/990	315	IJC315L1-6-59	Cast Iron	95.8	134.40/77.70	IE3	2242.5	NU319	6319-C3	1318
180	134.28	3575	460/796	315	IJC315M-2-47	Cast Iron	95.4	193/111.50	IE3	2268.9	6317-C3	6317-C3	1288
		3575	575/990	315	IJC315M-2-59	Cast Iron	95.4	154.40/89.32	IE3	2268.9	6317-C3	6317-C3	1288
		1785	460/796	315	IJC315M-4-47	Cast Iron	96.2	196/113.3	IE3	2277.7	NU319	6319-C3	1318
		1785	575/990	315	IJC315M-4-59	Cast Iron	96.2	156.80/91.10	IE3	2277.7	NU319	6319-C3	1318
		1185	460/796	315	IJC315L2-6-47	Cast Iron	86.5	201/116.20	IE3	2471.8	NU319	6319-C3	1318
		1185	575/990	315	IJC315L2-6-59	Cast Iron	86.5	160.80/93.40	IE3	2471.8	NU319	6319-C3	1318
200	149.2	3575	460/796	315	IJC315L1-2-47	Cast Iron	95.4	234/135.20	IE3	2352.7	6317-C3	6317-C3	1288
		3575	575/990	315	IJC315L1-2-59	Cast Iron	95.4	187.20/108.50	IE3	2352.7	6317-C3	6317-C3	1288
		1785	460/796	315	IJC315L1-4-47	Cast Iron	96.2	237/137	IE3	2482.8	NU319	6319-C3	1318
		1785	575/990	315	IJC315L1-4-59	Cast Iron	96.2	189.60/110.20	IE3	2482.8	NU319	6319-C3	1318
270	201.42	3575	460/796	315	IJC315L2-2-47	Cast Iron	95.8	288/166.50	IE3	2632.77	6317-C3	6317-C3	1288
		3575	575/990	315	IJC315L2-2-59	Cast Iron	95.8	230/40/133.40	IE3	2632.77	6317-C3	6317-C3	1288
		1788	460/796	315	IJC315L2-4-47	Cast Iron	96.2	297/171.60	IE3	2729.8	6317-C3	6317-C3	1318
		1788	575/990	315	IJC315L2-4-59	Cast Iron	96.2	237.60/138	IE3	2729.8	6317-C3	6317-C3	1318

