



IEC PERFORMANCE DATA SHEET
IEC Efficiency Level IE3

Catalog #: | IJA132S1-2-59

HP	kW	Voltage	L.R. Amps	EFF.	P.F.	SF	Frame	Design
7.50	5.60	575 / 990	56.08	89.5%	0.88	1.15	132S	N

60 Hz								
FLA							Is/In	F.L. RPM
208	230	333	460	575	796	990		
/	/	/	/	7.01	/	4.07	8	3515

50 Hz								
FLA						Efficiency	Is/In	F.L. RPM
190	380	400	415	660	725			
/	/	/	/	/	/	/	/	/

Wgt. Lbs	PH	Duty	Insul. Class	Ambient Temp.	Elevation	Temp. Rise° C
94.6	3	S1	H	40°C	1000 M	33

% Efficiency		% Power Factor		Torque			Protector Type	Winding Resist. Ω
Full Load:	89.5%	Full Load:	0.88	FLT ft.lbs	60Hz	50Hz		
3/4 Load:	89.5%	3/4 Load:	0.84	LRT %	220	/	PTC-150°C	-
1/2 Load:	87.4%	1/2 Load:	0.73	BDT %	230	/		

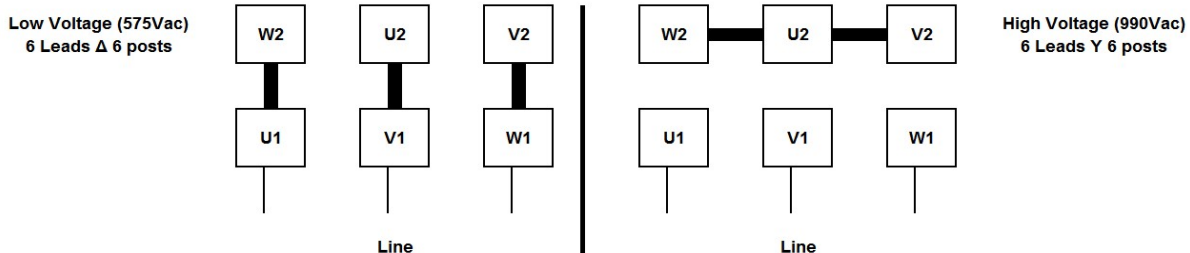
Rotor Inertia Wk2 Lb-Ft2	Max Load Inertia Wk2 Lb-Ft2	Shaft Material	Frame Material	DE Bracket Type	ODE Bracket Type	Mounting	Enclosure	Protection
-	-	Standard	Aluminum	Standard	Standard	B3	TEFC	IP55

Ball Bearings		Grease	Mount Type	Orientation	Cold Start (Secs)	Paint
DE	ODE					
6308ZZ-C3	6208ZZ-C3	Mobil PolyRexEM	Rigid	Horizontal	15	RAL3003 Mat

Inverter Duty. Motor meets MG1 parts 31.4.4.2	Constant Torque Range	Variable Torque Range
	10:1	20:1

WIRING CONNECTION DIAGRAM : D

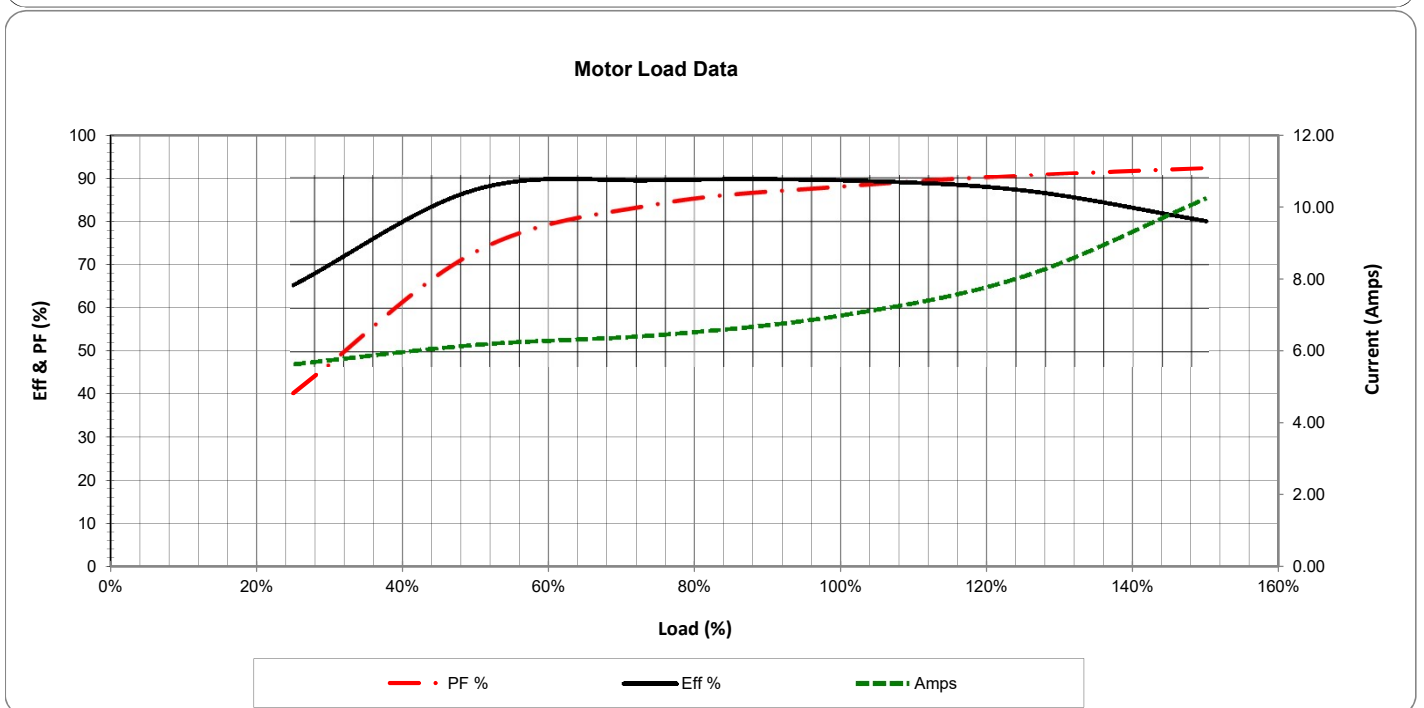
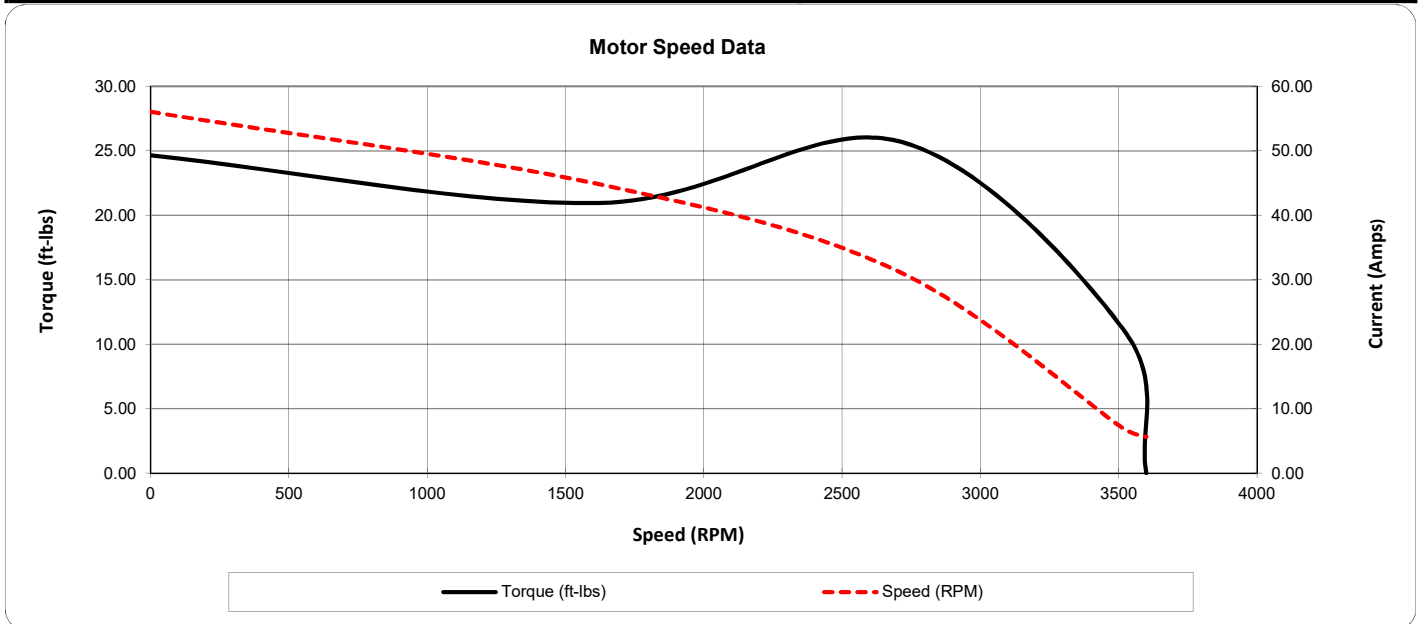
IEC Frames 112M - 355L, Dual Voltage
575 / 990 VAC, 6 posts, 6 leads, Δ / Y Connection



Date: **2 février, 2021**
 Customer: _____
 Contact: _____
 Submittee: **J.C. Lavallée**

Catalogue #: **IJA132S1-2-59**

IEC Efficiency Level IE3											
HP	Kw	VAC	RPM	Enclosure	Frame	Frequency	Design	Poles	LR Is/In	Insulation Class	Temp. Rise °C
7.50	5.60	575 / 990	3515	TEFC	132S	60	N	2	8	H	33
Load %		0%	25%	50%	75%	100%	125%	150%			
Amps		5.66	5.66	6.20	6.47	7.01	8.09	10.25			
Torq ft/lbs		0	2.75	5.54	8.35	11.21	14.61	18.76			
RPM		0	3579	3558	3536	3515	3371	3149			
Eff %		0	65.4	87.4	89.5	89.5	87.2	80.1			
PF %		0	40.2	73.0	84.0	88.0	90.6	92.4			
	Locked Rotor	Pull-Up	Breakdown	Rated Load	Idle	Duty	S. F.	Ambient	Elevation	dBA @ 1M	
Speed (RPM)	0	1620	2700	3515	3600	S1	1.15	40°C	3,300 ft	-	
Current (Amps)	56.08	44.86	31.40	7.01	5.66	VFD Rating: Meets MG1 parts 31.4.4.2					
Torque (ft-lbs)	24.65	20.96	25.77	11.21	0.0	C.T.	10:1	V.T.	20:1		



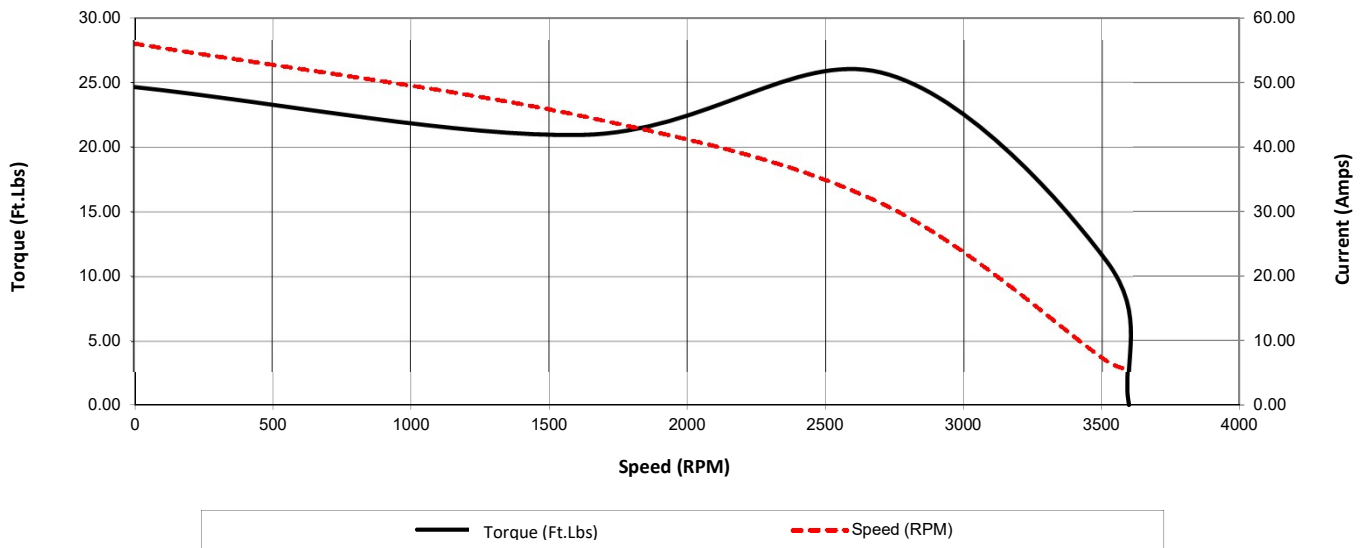


Date: 2 février, 2021
 Customer: _____
 Contact: _____
 Submittee: J.C. Lavallée

Catalogue #: IJA132S1-2-59

IEC Efficiency Level IE3											
HP	Kw	VAC	RPM	Enclosure	Frame	Frequency	Design	Poles	LR Is/In	Insulation Class	Temp. Rise °C
7.50	5.60	575 / 990	3515	TEFC	132S	60	N	2	8	H	33
		0Hz	6Hz	15Hz	30Hz	45Hz	60Hz	75Hz	90Hz	105Hz	120Hz
Amps	7.01	7.01	7.01	7.01	7.01	7.01	7.01	7.01	7.01	7.01	7.01
RPM	0	352	879	1758	2636	3515	4394	5273	6151	7030	7030
Torq ft.lb	8.97	11.21	11.21	11.21	11.21	11.21	11.21	8.97	7.47	6.40	5.60
Peak Tq ft.lb	12.05	24.09	24.09	24.09	24.09	24.09	24.09	19.27	16.06	13.77	7.01
HP	0.00	0.75	1.88	3.75	5.63	7.50	7.50	7.50	7.50	7.50	7.50
	Locked Rotor	Pull-Up	Breakdown	Rated Load	Idle	Duty	S. F.	Ambient	Elevation	dBA @ 1M	
Speed (RPM)	0	1620	2700	3515	3600	S1	1.15	40°C	3,300 ft	-	
Current (Amps)	56.08	44.86	31.40	7.01	5.66	VFD Rating: Meets MG1 parts 31.4.4.2					
Torque (N.m)	24.65	20.96	25.77	11.21	0.0	C.T.	10:1	V.T.	20:1		

Motor Speed Data



Motor Torque Capability vs RPM

