

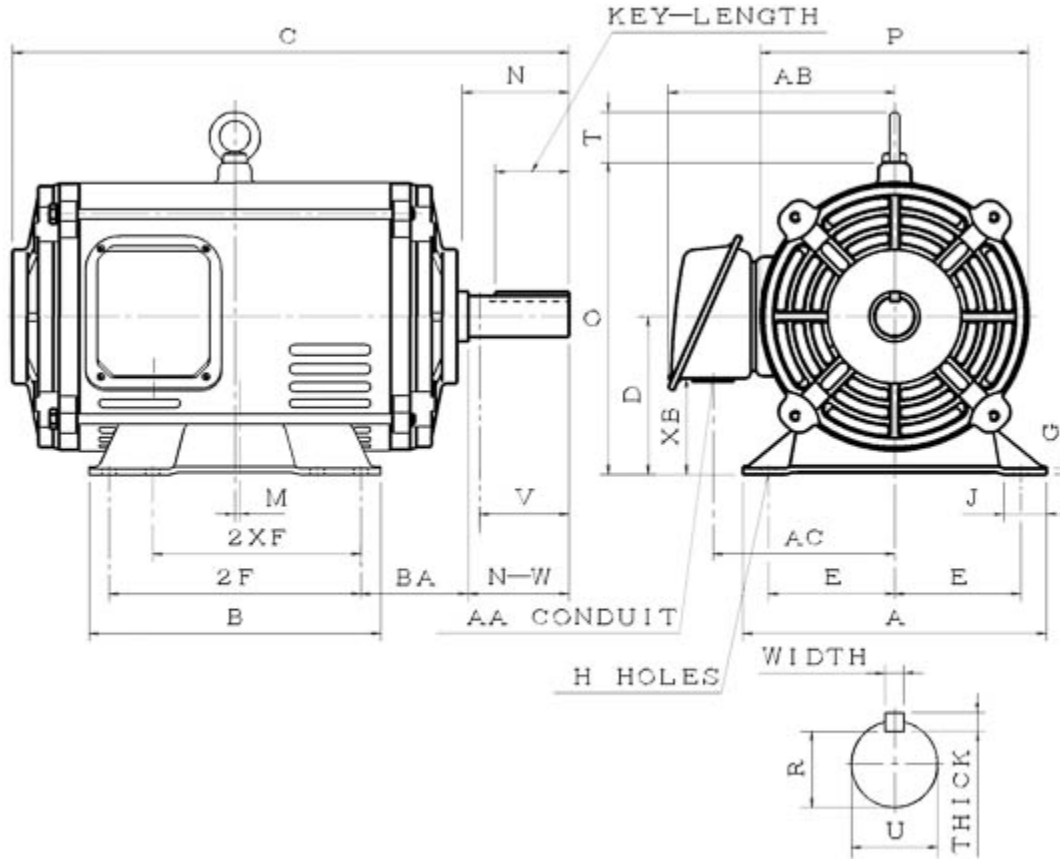
Technical Documentation

**RD0304**  
**Rolled Steel ODP | ASGH**

Date: July 10, 2017

**Dimensional Drawing**

Catalogue	Model	HP	Pole	kW	Rating	Voltage	Hz	RPM
RD0304	ASGH	30	4	22	Continuous	230 / 460 V	60	1800



ASGH-SMP-5

Frame Size	Mounting					A	B	C	CD	D	
	E	2F	2F2	H	BA						
286T	11	11		0.53	4.75	12.76	12.76	25.38		7	
G	J	K	L	M	O	P	T	Key			Keyseat
0.24	1.65			0.35	14.28	12.4	2.36	Width	Thick	Length	R
								0.5	0.5	3.28	1.591
Terminal Housing				Aux Box		C/D Flange					
AA	AB	AC	XB	AE	AX	BB	AH	AK	BD	AJ	BF
2.05	10.43	8.27	4.2								
Shaft Extension			Bearings		Approx. Weight Lbs	SPL dBA/3ft	Ins. Class	S.F.	Drive Method	Dimensions	
N-W	U	V	DE	NDE							
4.62	1.875	4.5	6311ZZC3	6211ZZC3	346	62	F	1.15	Direct Coupling / Belt Drive	Inches	

### Technical Data Sheet

Motor Type: ASGH

Catalogue No: RD0304

#### Nameplate Information

HP	Pole	RPM	Frame	Voltage	Hz	Phase
30	4	1770	286T	230 / 460	60	3
Enclosure	Ins. Class	Service Factor	Time Rating	NEMA Design	Rated Amb.	Rated Altitude
ODP	F	1.15	Continuous	B	-40 to 40°C °C	<3300 ft

#### Typical Performance

Efficiency (%)				Power Factor (%)		
Full Load		3/4 Load	1/2 Load	Full Load	3/4 Load	1/2 Load
Nom.	Min.					
94.1	93.0	94.0	94.0	86.0	82.5	74.5
Torque				Current (A)		
Full Load (lb-ft)	Locked Rotor (% FLT)	Pull Up (% FLT)	Break Down (% FLT)	No Load	Full Load	Locked Rotor
88.99	230	175	245	23.0 / 11.5	69.4 / 34.7	435 / 218
NEMA KVA Code	Inertia (WR <sup>2</sup> )			Safe Stall Time (s)		Noise Level Sound Press. dB(A)
	Rotor (lb-ft <sup>2</sup> )	NEMA Load (lb-ft <sup>2</sup> )	Max. Allowable (lb-ft <sup>2</sup> )	Cold	Hot	
G	4.397	144	202	17	12	62

#### VFD Duty Information

Speed Range			VFD		S.F.
Constant Torque	Variable Torque	Constant Power	Carrier	Type	
6-60Hz	3-60Hz	60-120Hz	≤ 5 kHz	VPWM or CPWM	1.0 Only

#### Additional Information

Bearings		Approx. Weight
DE	NDE	lbs
6311ZZC3	6211ZZC3	346

#### Hazardous Locations Information

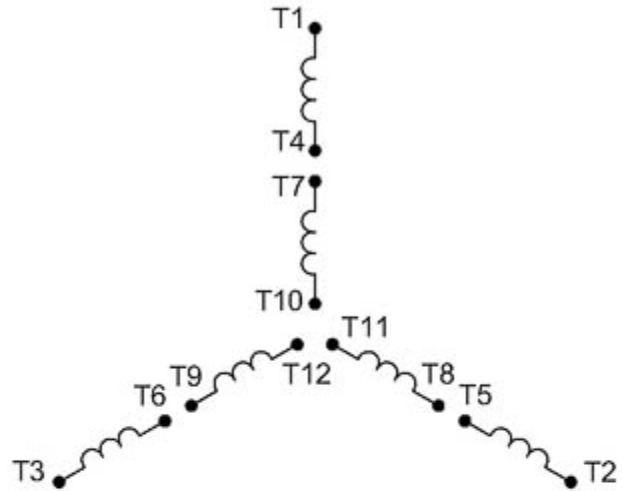
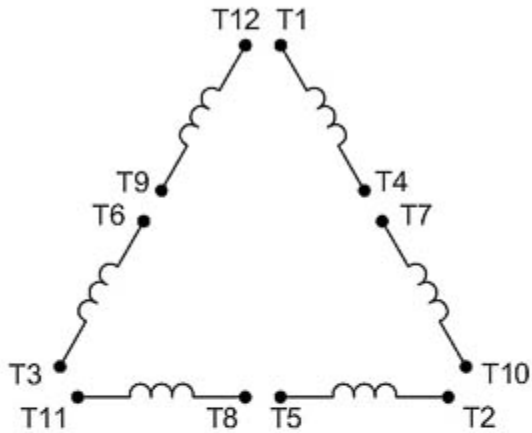
N/A	
Temp Code (Sinewave / VFD)	/

**Nameplate Drawing**

# Rolled Steel ODP

TYPE	ASGH	CAT. NO.	RD0304		
OUTPUT	30 HP 22 kW	FRAME	286T	ODP	
R.P.M.	1770	POLE	4	INS.	F
VOLTS	230 / 460	PHASE	3	Hz	60
AMPS	69.4 / 34.7	CODE	G	S.F.	1.15
AMBIENT	40 °C	NOM. EFF. 94.1		MIN. EFF. 93.0	
BEARINGS	6311ZZC3 / 6211ZZC3			RATING Cont.	
SER. NO.	TBD	DESIGN	B	WT. 346 LBS	
PWM VFD DUTY	VT	CT	CP	S.F.	
	3-60Hz	6-60Hz	60-120Hz	1.0 Only	

**Connection Diagram**

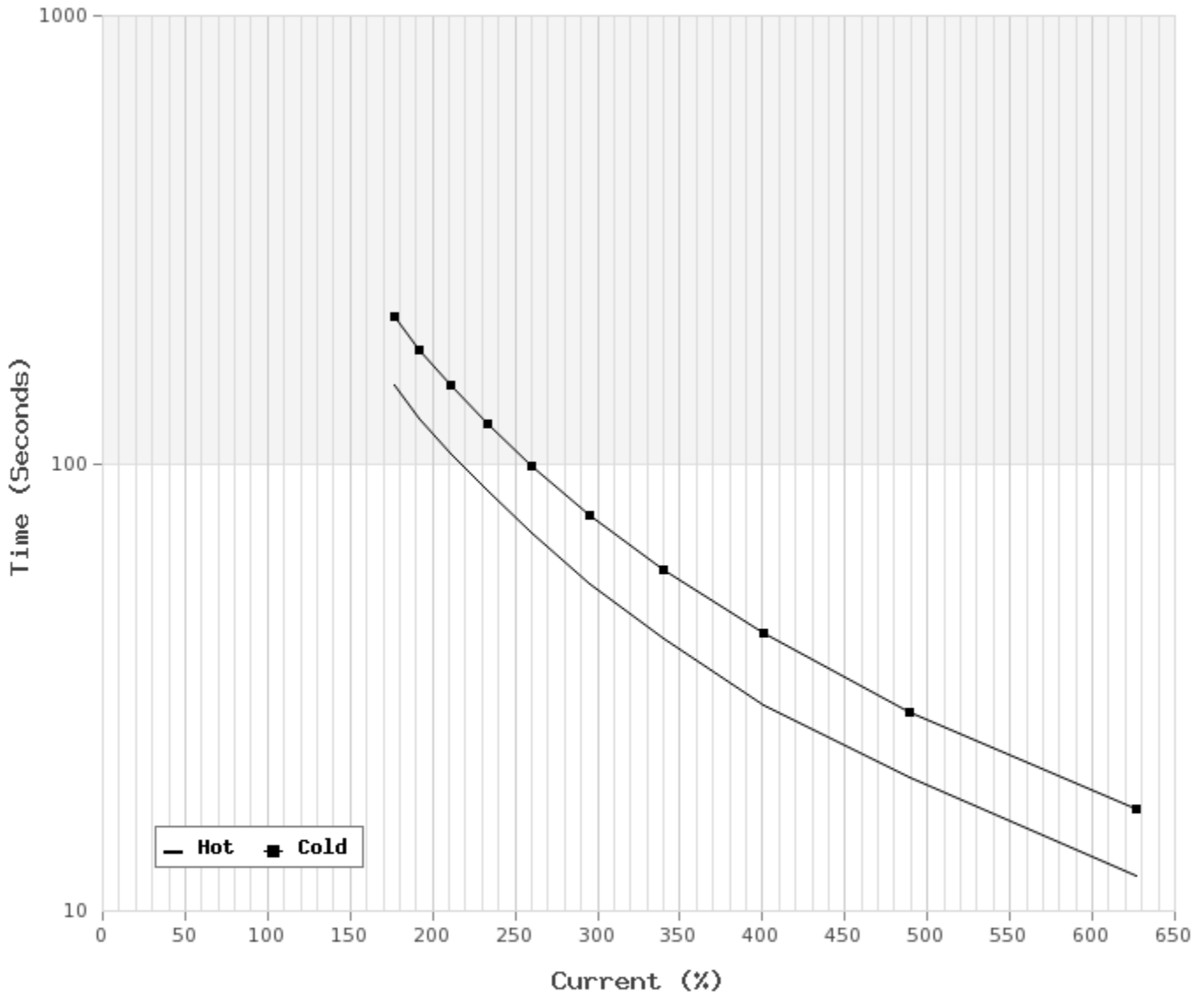


12 LEAD DUAL VOLTAGE WYE/DELTA						
VOLTAGE	CONNECTION		L1	L2	L3	JOIN
HIGH	START	WYE	1	2	3	4&7,5&8,6&9 10&11&12
	RUN	DELTA	1,12	2,10	3,11	4&7,5&8,6&9
LOW	START	2 WYE	1,7	2,8	3,9	4&5&6 10&11&12
	RUN	2 DELTA	1,6,7 12	2,4,8 10	3,5,9 11	

WD\_12YD

**Thermal Limit Curves**

Motor Type: ASGH		Catalogue No: RD0304		Family: Rolled Steel ODP	
HP	30	Safe Stall Time		Full Load A	69.4 / 34.7 A
Voltage	230 / 460V 60Hz	Hot	12 s	Locked Rotor A	627 / 628 %
RPM	1800	Cold	17 s	Locked Rotor A	435.0 / 218 A



**T-N and I-N Curves**

Motor Type: ASGH		Catalogue No: RD0304		Family: Rolled Steel ODP	
HP	30	Full Load T	88.99 lb-ft	Full Load A	69.4 / 34.7 A
Voltage	230 / 460V 60Hz	Locked Rotor T	230 %	Locked Rotor A	435.0 / 218.0 A
RPM	1800	Pull Up T	175 %	Break Down T	245 %

