

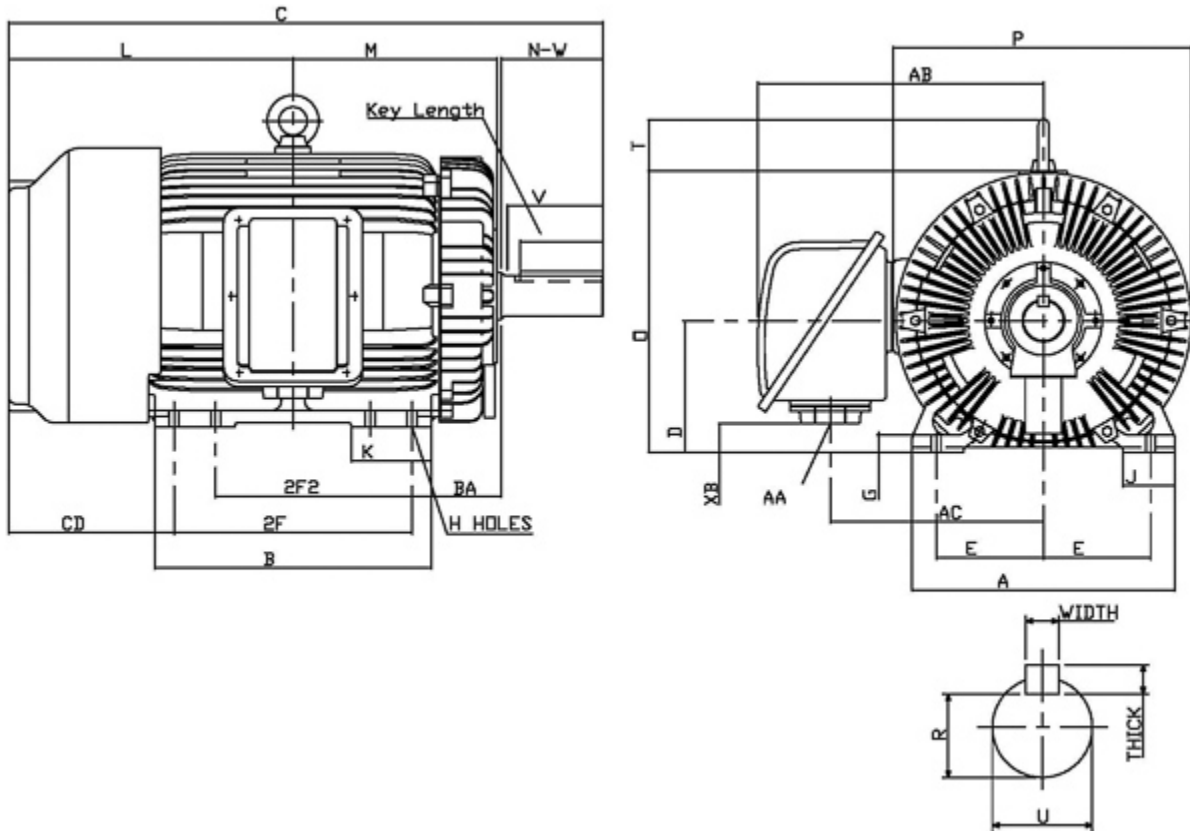
Technical Documentation

PDH2004
Optim TEFC | AEHH8N

Date: July 10, 2017

Dimensional Drawing

Catalogue	Model	HP	Pole	kW	Rating	Voltage	Hz	RPM
PDH2004	AEHH8N	200	4	149	Continuous	460 V	60	1800



Frame Size	Mounting					A	B	C	CD	D	
	E	2F	2F2	H	BA						
447T	9	20	16.5	0.81	7.5	22.05	23.25	49.9	13.9	11	
G	J	K	L	M	O	P	T	Key			Keyseat R
								Width	Thick	Length	
1.4	4.35	6.7	23.9	17.15	23.55	24.75	4.35	0.875	0.875	6.91	2.88
Terminal Housing			Aux Box			C/D Flange					
AA	AB	AC	XB	AE	AX	BB	AH	AK	BD	AJ	BF
3 NPT	24	17.9	2.4								
Shaft Extension			Bearings		Approx. Weight Lbs	SPL dBA/3ft	Ins. Class	S.F.	Drive Method	Dimensions	
N-W	U	V	DE	NDE							
8.5	3.375	8	6320	6316	2123	81	F	1.15	Direct Coupling / Belt Drive	Inches	

Technical Data Sheet

Motor Type: AEHH8N

Catalogue No: PDH2004

Nameplate Information

HP	Pole	RPM	Frame	Voltage	Hz	Phase
200	4	1786	447T	460	60	3
Enclosure	Ins. Class	Service Factor	Time Rating	NEMA Design	Rated Amb.	Rated Altitude
TEFC	F	1.15	Continuous	B	-40 to 40°C °C	<3300 ft

Typical Performance

Efficiency (%)				Power Factor (%)		
Full Load		3/4 Load	1/2 Load	Full Load	3/4 Load	1/2 Load
Nom.	Min.					
96.2	95.4	95.8	95.0	84.5	82.5	78.5
Torque				Current (A)		
Full Load (lb-ft)	Locked Rotor (% FLT)	Pull Up (% FLT)	Break Down (% FLT)	No Load	Full Load	Locked Rotor
588.00	120	95	210	46.4	230.4	1450
NEMA KVA Code	Inertia (WR ²)			Safe Stall Time (s)		Noise Level Sound Press. dB(A)
	Rotor (lb-ft ²)	NEMA Load (lb-ft ²)	Max. Allowable (lb-ft ²)	Cold	Hot	
	73.500	831.0	1662.0	19	13	81

VFD Duty Information

Speed Range			VFD		S.F.
Constant Torque	Variable Torque	Constant Power	Carrier	Type	
12-60Hz	3-60Hz	60-75Hz	≤ 5 kHz	VPWM or CPWM	1.0 Only

Additional Information

Bearings		Approx. Weight
DE	NDE	lbs
6320	6316	2123

Hazardous Locations Information

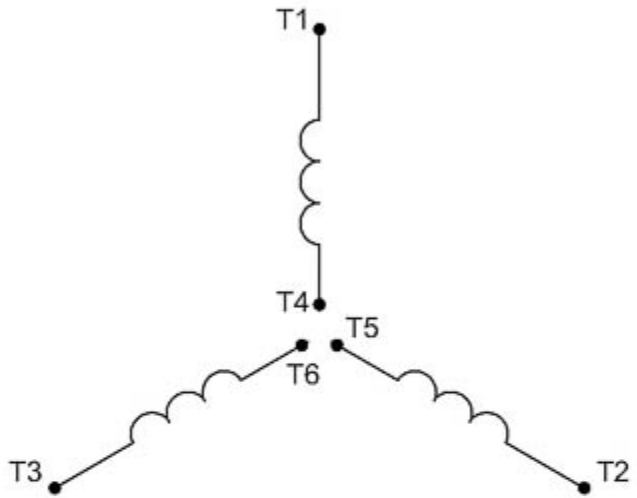
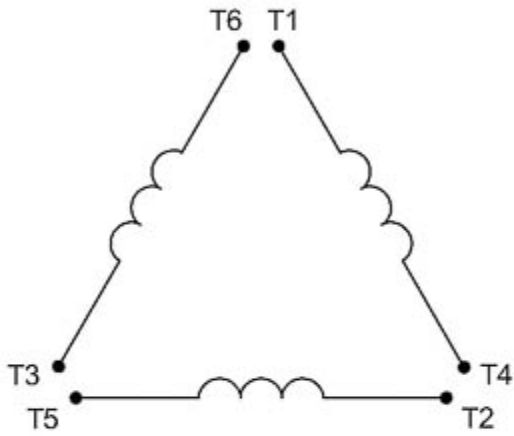
CSA Certified	
Class I, Div 2, Groups B, C & D Class I, Zone 2, Groups IIB+H2, IIB & IIA	
Temp Code (Sinewave / VFD)	T3C / T3

Nameplate Drawing

Optim TEFC

TYPE	AEHH8N	CAT. NO.	PDH2004		
OUTPUT	200 HP 149 kW	FRAME	447T	TEFC	
R.P.M.	1786	POLE	4	INS.	F
VOLTS	460	PHASE	3	Hz	60
AMPS	230.4	CODE		S.F.	1.15
AMBIENT	40 °C	NOM. EFF. 96.2		MIN. EFF. 95.4	
BEARINGS	6320 / 6316			RATING Cont.	
SER. NO.	TBD	DESIGN	B	WT. 2123 LBS	
PWM VFD DUTY	VT	CT	CP	S.F.	
	3-60Hz	12-60Hz	60-75Hz	1.0 Only	

Connection Diagram

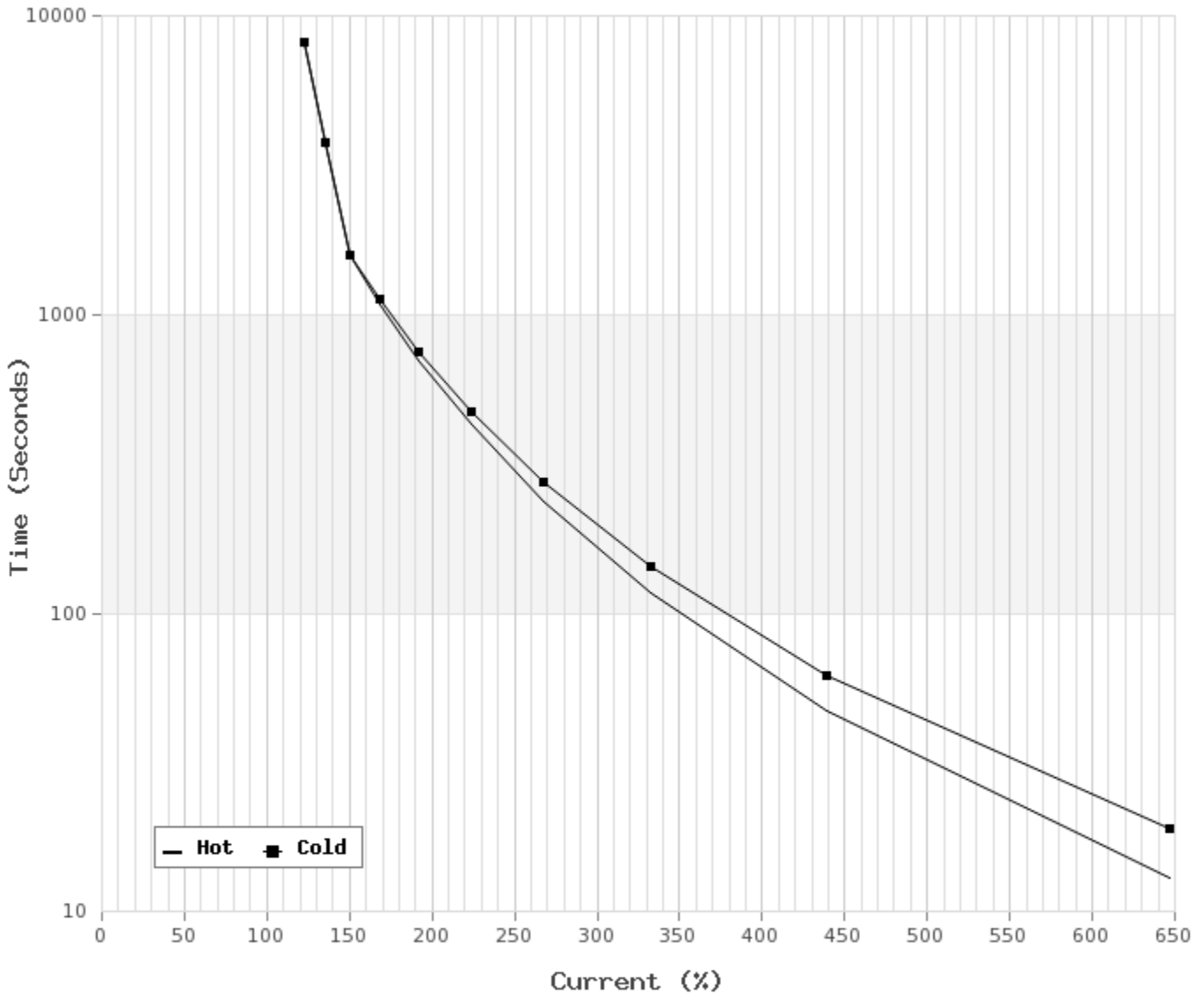


6 LEAD		SINGLE VOLTAGE			WYE/DELTA
CONNECTION		L1	L2	L3	JOIN
START	WYE	1	2	3	4&5&6
RUN	DELTA	1,6	2,4	3,5	-

WD_6YD

Thermal Limit Curves

Motor Type: AEHH8N		Catalogue No: PDH2004		Family: Optim TEFC	
HP	200	Safe Stall Time		Full Load A	0.0 / 230.4 A
Voltage	0 / 460V 60Hz	Hot	13 s	Locked Rotor A	629 %
RPM	1800	Cold	19 s	Locked Rotor A	0.0 / 1 A



T-N and I-N Curves

Motor Type: AEHH8N		Catalogue No: PDH2004		Family: Optim TEFC	
HP	200	Full Load T	588.00 lb-ft	Full Load A	230.4 A
Voltage	460V 60Hz	Locked Rotor T	120 %	Locked Rotor A	1,450.0 A
RPM	1800	Pull Up T	95 %	Break Down T	210 %

