Technical Documentation

XH07525

Optim TEXP | AEHHXU

Date: December 1, 2016

TECO Westinghouse MOTORS (CANADA) INC.	
	Date: December 1, 2016

Dimensional Drawing

Catalogue	Model	HP	Pole	kW	Rating	Voltage	Hz	RPM
XH07525	AEHHXU	75	2	56	Continuous	575 V	60	3600

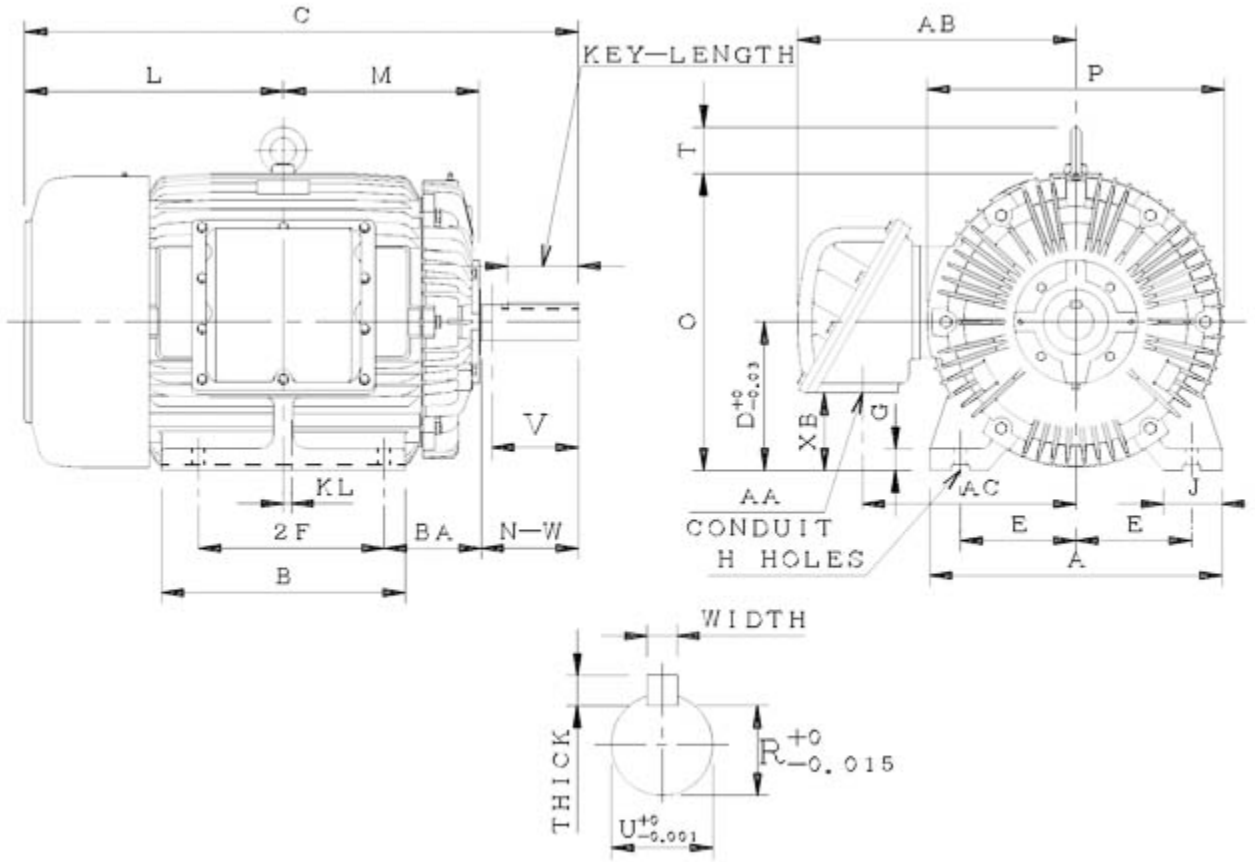

AEHHXU-SMP-4 1 0

Frame Size	Mounting					A	B	C	CD	D
	E	2F	2F2	H	BA					
365TS	7	12.25		0.66	5.88	17.7	14.75	31.42		9

G	J	K	L	M	O	P	T	Key			Keyseat
								Width	Thick	Length	R
1.3	3.55		15.67	11.79	18	18.15	2.76	0.5	0.5	2.03	1.591

Terminal Housing				Aux Box		C/D Flange					
AA	AB	AC	XB	AE	AX	BB	AH	AK	BD	AJ	BF
NPT3"	16.97	12.95	4.57								

Shaft Extension			Bearings		Approx. Weight Lbs	SPL dBA/3ft	Ins. Class	S.F.	Drive Method	Dimensions
N-W	U	V	DE	NDE						
3.75	1.875	3.65	6312C3	6212C3	975	78.0	F	1.15	Direct Coupling	Inches

TECO Westinghouse MOTORS (CANADA) INC.	
	Date: December 1, 2016

Technical Data Sheet

Motor Type: AEHHXU	Catalogue No: XH07525

Nameplate Information

HP	Pole	RPM	Frame	Voltage	Hz	Phase
75	2	3555	365TS	575	60	3
Enclosure	Ins. Class	Service Factor	Time Rating	NEMA Design	Rated Amb.	Rated Altitude
TEXP	F	1.15	Continuous	B	-40 to 40 °C	<3300 ft

Typical Performance

Efficiency (%)				Power Factor (%)		
Full Load		3/4 Load	1/2 Load	Full Load	3/4 Load	1/2 Load
Nom.	Min.					
93.6	92.4	94.0	93.5	93.0	92.5	90.5
Torque				Current (A)		
Full Load (lb-ft)	Locked Rotor (% FLT)	Pull Up (% FLT)	Break Down (% FLT)	No Load	Full Load	Locked Rotor
110.8	145.0	120.0	295.0	9.8	64.5	434
NEMA KVA Code	Inertia (WR^2)			Safe Stall Time (s)		Noise Level Sound Press. dB(A)
	Rotor ($lb\text{-}ft^2$)	NEMA Load ($lb\text{-}ft^2$)	Max. Allowable ($lb\text{-}ft^2$)	Cold	Hot	
G	9.1	71.0	158.0	17.0	12.0	78.0

VFD Duty Information

Speed Range			VFD		S.F.
Constant Torque	Variable Torque	Constant Power	Carrier	Type	
6-60Hz	3-60Hz	60-90Hz	≤ 5 kHz	VPWM or CPWM	1.0 Only

Additional Information

Bearings		Approx. Weight
DE	NDE	lbs
6312C3	6212C3	975

Hazardous Locations Information

CSA/UL Certified	
Class I, Div 1, Groups D; Class II, Div 1, Groups E, F & G Class I, Zone 1, Groups IIA; Class II, Div 1, Groups E, F & G	
Temp Code (Sinewave / VFD)	T3B / T3B

Connection Diagram

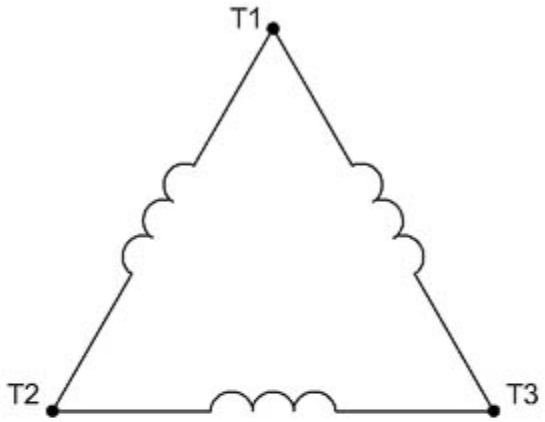

3 LEAD SINGLE VOLTAGE DELTA					
VOLTAGE	CONN.	L1	L2	L3	
-	DELTA	1	2	3	

WD_3D

TECO Westinghouse MOTORS (CANADA) INC.	
	Date: December 1, 2016

Thermal Limit Curves

Motor Type: AEHHXU		Catalogue No: XH07525		Family: Optim TEXP	
HP	75	Safe Stall Time		Full Load A	0.0 / 64.5 A
Voltage	0 / 575V 60Hz	Hot	12.0 s	Locked Rotor A	672 %
RPM	3600	Cold	17.0 s	Locked Rotor A	0.0 / 434 A

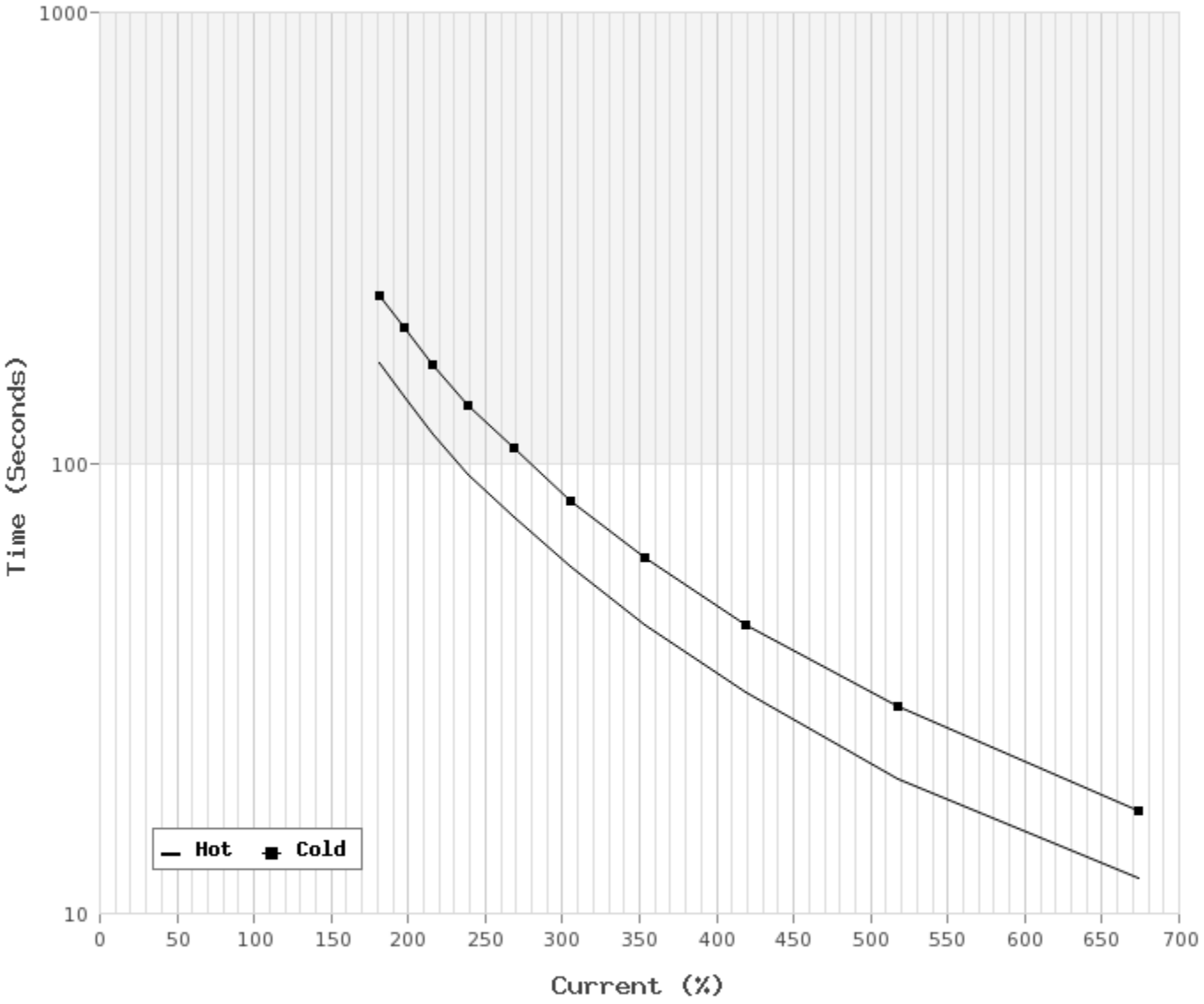

TECO Westinghouse MOTORS (CANADA) INC.	
	Date: December 1, 2016

T-N and I-N Curves
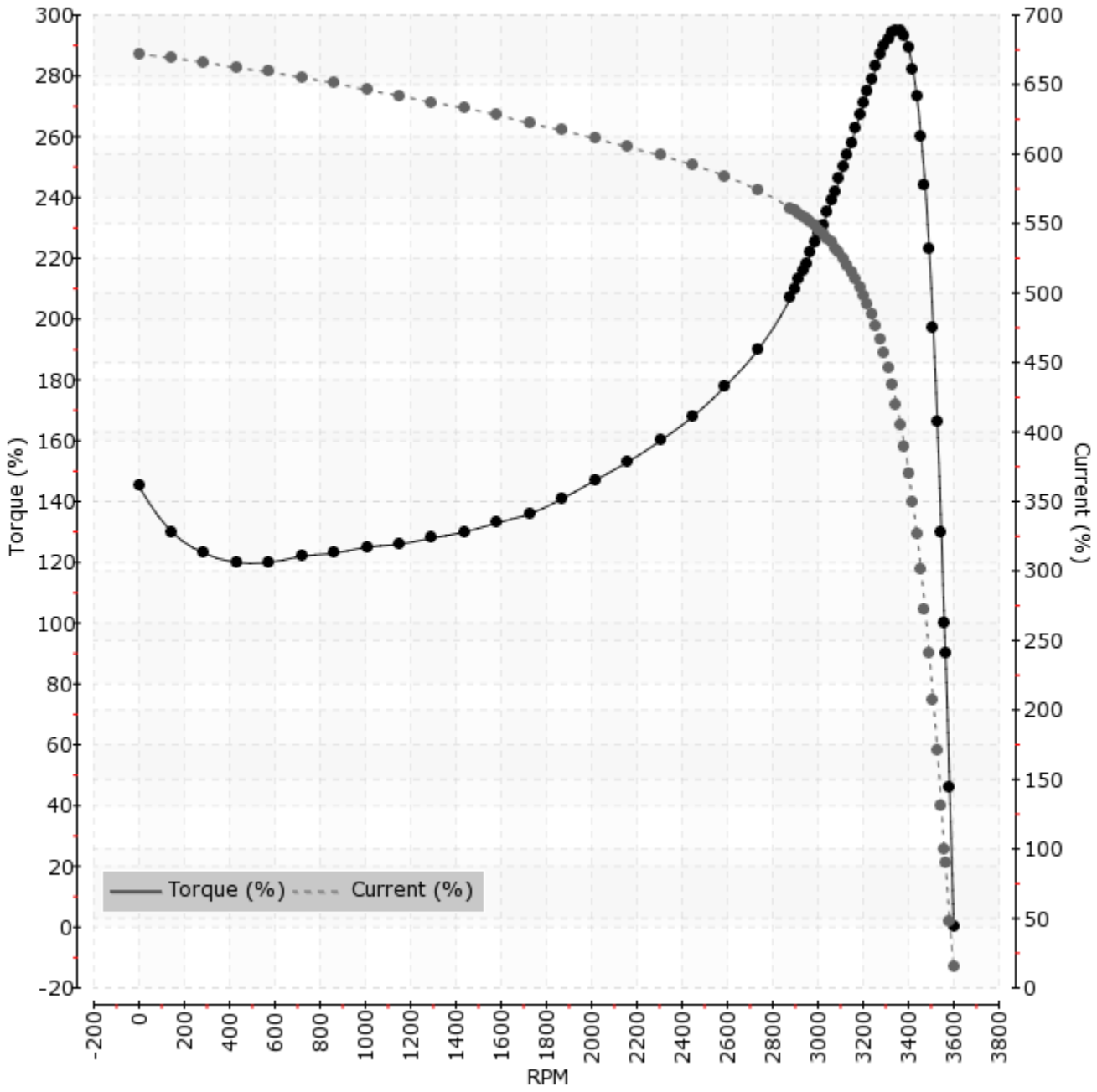
Motor Type: AEHHXU		Catalogue No: XH07525		Family: Optim TEXP	
HP	75	Full Load T	110.8 lb-ft	Full Load A	64.5 A
Voltage	575V 60Hz	Locked Rotor T	145.0 %	Locked Rotor A	434.0 A
RPM	3600	Pull Up T	120.0 %	Break Down T	295.0 %